

# JOLIE

PRAISE TO BEAUTY

# PR AISE TO BEA UTY

**en** / Jolie is an anthology of iconic marble effects in porcelain stoneware. Rare and pure references, where every vein and every single slab are carefully selected to create a precious and timeless style.

**de** / Jolie ist eine Sammlung aus symbolträchtigen Marmorarten in der Feinsteinzeugversion.

Seltene und extrem pure Arten, bei denen jede Äderung und jede einzelne Platte das Ergebnis einer sorgfältigen Auswahl sind, um eine edle, zeitlose Wirkung zu erzielen.

**fr** / Jolie est une anthologie de marbres iconiques en grès cérame.

Des références rares et pures, où chaque veinure et chaque plaque sont le fruit d'une sélection minutieuse, pour un effet précieux et atemporel.

**es** / Jolie es una antología de mármoles icónicos de gres porcelánico.

Referencias raras y purísimas, donde cada veta y cada placa son el resultado de una meticulosa selección, para un efecto precioso y atemporal.

**中國** / Jolie是一个标志性大理石纹理的瓷质砖系列。

以天然珍稀且极致纯净的大理石为设计蓝本，每一种纹理和每一块板材均经过精心选择，旨在获得极致精美而时尚永恒的效果。

JOLIE  
PRAISE TO BEAUTY

**JOLIE È UN'ANTOLOGIA  
DI MARMI ICONICI IN  
GRES PORCELLANATO.**

Riferimenti rari e purissimi, dove ogni venatura ed ogni singola lastra sono il frutto di un'accurata selezione, per un effetto prezioso e senza tempo.

Per saperne di più  
More information  
[www.mirage.it](http://www.mirage.it)



**PAVIMENTI, RIVESTIMENTI, MA ANCHE ARREDI E FINITURE, I SETTE RIFERIMENTI DI JOLIE SONO UNO STRUMENTO CREATIVO E PROGETTUALE PER QUASIASI TIPO DI STILE ED AMBIENTE.**

Colori di straordinaria eleganza, che richiamano la tradizione più antica ma dall'effetto straordinariamente contemporaneo.



**en** / The seven Jolie products can be used for floors and walls, but also furnishings and finishes, to create and design any type of style and environment.

Colours of extraordinary elegance, inspired by ancient tradition, but with an extraordinary contemporary resonance.

**de** / Fußböden, Verkleidungen, aber auch Einrichtungen und Ausfertigungen – die sieben Versionen von Jolie sind ein kreatives Planungsinstrument für jede Art von Stil und Umgebung.

Farben von außerordentlicher Eleganz, die auf die älteste Tradition verweisen, aber mit äußerst aktueller Wirkung.

**fr** / Sols, revêtements, mais aussi décorations et finitions, les sept références de Jolie sont un instrument créatif et conceptuel pour tous les types de style et d'environnement.

Des couleurs à l'élégance extraordinaire, qui évoquent la tradition la plus ancienne mais à l'effet incroyablement contemporain.

**es** / Pavimentos, revestimientos, pero también mobiliario y acabados, las siete referencias de Jolie son una herramienta creativa y de diseño para cualquier tipo de estilo y espacio.

Colores de extraordinaria elegancia, que evocan la tradición más antigua pero con un efecto extraordinariamente contemporáneo.

**中國** / Jolie的七款产品涵盖地砖、墙砖以及家具和饰面，是创意和设计的工具，适合任何类型的风格和环境。

非凡优雅的色彩，让人想起最古老的传统，但具有非凡的现代时尚效果。

# MARBLE TREND




## COLORS SIZES FINISHES



Statuario Fine  
—  
**JL 01**



Calacatta Select  
—  
**JL 02**



Calacatta  
Vena Antica  
—  
**JL 03**



Lincoln  
—  
**JL 04**



Tundra Lite  
—  
**JL 05**



Pietra Grey  
—  
**JL 06**



Verde Alpi  
—  
**JL 07**

**7** \_\_\_\_\_  
COLORI /  
COLORS

**6**  
mm \_\_\_\_\_  
1200x2780 / 48"x110"


**5** \_\_\_\_\_  
FORMATI /  
SIZES

**9**  
mm \_\_\_\_\_  
1200x1200 / 48"x48"  
800x1600 / 31½"x63"  
800x800 / 31½"x31½"  
600x1200 / 24"x48"

**2** \_\_\_\_\_  
SUPERFICI /  
FINISHES  
Lucida / Glossy  
Spazzolata

**INSPIRATIONS**

**Statuario  
Fine  
—  
JL 01**



**Floor**  $\Sigma$   
Statuario Fine **JL 01** LUC SQ  
1200x1200 / 48"x48"

**Table**  
Wanderlust Galway Green **WA 12** LUC

Statuario  
Fine  
—  
JL 01

**Wall** ▶  
Statuario Fine **JL 01** LUC SQ  
1200x2780 / 48"x110"

**Floor** ▾  
Statuario Fine **JL 01** LUC SQ  
1200x1200 / 48"x48"

**Table**  
Wanderlust Galway Green **WA 12** LUC



Statuario  
Fine  
—  
JL 01

INSPIRATIONS

Calacatta Select  
—  
JL 02



**Wall** ▶  
Calacatta Select **JL 02** LUC SQ  
1200x2780 / 48"x110"  
**Counter**  
Calacatta Select **JL 02** LUC



Calacatta  
Select  
—  
JL 02

**Wall** ▶  
Calacatta Select **JL 02** LUC SQ  
1200x2780 / 48"x110"

**Floor** ◀  
Cosmopolitan White Crystal **CP 05** LUC SQ  
800x800 / 31½"x31½"

**Counter**  
Calacatta Select **JL 02** LUC



# Calacatta Select — JL 02

**Wall** ▶  
Calacatta Select **JL 02** LUC SQ  
1200x2780 / 48"x110"

**Floor** ▾  
Silverlake Resia **SK 02** NAT SQ  
800x800 / 31½"x31½"

**Washbasin**  
Bathmood Comfort  
Calacatta Select **JL 02** LUC





## Calacatta Select — JL 02

**Wall** ▶  
Calacatta Select **JL 02** LUC SQ  
1200x2780 / 48"x110"

**Floor** ≡  
Silverlake Resia **SK 02** NAT SQ  
800x800 / 31½"x31½"

**Washbasin**  
Bathmood Comfort  
Calacatta Select **JL 02** LUC



INSPIRATIONS

Calacatta  
Vena  
Antica  
—  
JL 03



**Wall** ▶  
Calacatta Vena Antica **JL 03** LUC SQ  
1200x2780 / 48"x110"  
Clay Trust **CL 07** SP SQ  
1200x2780 / 48"x110"

**Floor** ▾  
Calacatta Vena Antica **JL 03** LUC SQ  
1200x1200 / 48"x48"  
Clay Trust **CL 07** SP SQ  
800x800 / 31½"x31½"

**Table**  
Clay Trust **CL 07** SP



**Wall** ▶  
 Calacatta Vena Antica **JL 03** LUC SQ  
 1200x2780 / 48"x110"  
 Clay Trust **CL 07** SP SQ  
 1200x2780 / 48"x110"

**Floor** ▾  
 Calacatta Vena Antica **JL 03** LUC SQ  
 1200x1200 / 48"x48"  
 Clay Trust **CL 07** SP SQ  
 800x800 / 31½"x31½"

**Table**  
 Clay Trust **CL 07** SP

# Calacatta Vena Antica

---

## JL 03



INSPIRATIONS

Lincoln  
—  
JL 04



**Wall** ▶  
Lincoln **JL 04** LUC SQ  
1200x2780 / 48"x110"  
Norr Grå **RR 02** NAT SQ  
1200x2780 / 48"x110"  
Norr Patchy Grå **RR 02** NAT  
400x347 / 16"x14"  
**Floor** ▾  
Lincoln **JL 04** LUC SQ  
1200x1200 / 48"x48"




**Wall** ▶  
Lincoln **JL 04** LUC SQ  
1200x2780 / 48"x110"  
Norr Grå **RR 02** NAT SQ  
1200x2780 / 48"x110"

**Floor** ◀  
Lincoln **JL 04** LUC SQ  
1200x1200 / 48"x48"



# Lincoln — JL 04



# Lincoln

—

## JL 04



**Wall** ▶  
Line Lincoln **JL 04** SP SQ  
1200x2780 / 48"x110"

**Floor** ▾  
Lincoln **JL 04** SP SQ  
1200x1200 / 48"x48"

**Washbasin**  
Bathmood Comfort  
Line Lincoln **JL 04** SP



INSPIRATIONS

Tundra  
Lite  
—  
JL 05



**Wall** ▶  
Tundra Lite **JL 05** LUC SQ  
1200x2780 / 48"x110"

**Floor** ▼  
Tundra Lite **JL 05** LUC SQ  
800x800 / 31½"x31½"

**Counter & Table**  
Calacatta Vena Antica **JL 03** LUC



Wall ▸  
Tundra Lite **JL 05** LUC SQ  
1200x2780 / 48"x110"

Floor ▾  
Tundra Lite **JL 05** LUC SQ  
800x800 / 31½"x31½"



Tundra  
Lite  
—  
**JL 05**

INSPIRATIONS

Pietra Grey  
—  
JL 06



**Wall** ▶  
Pietra Grey JL 06 SP SQ  
1200x2780 / 48"x110"  
**Floor** ▾  
Elysian Travertino Light EY 07 SP SQ  
1200x1200 / 48"x48"  
**Counter**  
Pietra Grey JL 06 SP



**Wall** ▶  
 Pietra Grey **JL 06** SP SQ  
 1200x2780 / 48"x110"  
 WANDERLUST Agata Multicolor **WA 09** LUC SQ  
 1200x2780 / 48"x110"

**Floor** ▾  
 JURUPA Master **JP 03** NAT SQ  
 200x1200 / 8"x48"

**Washbasin**  
 Bathmood Glad  
 Pietra Grey **JL 06** SP

Pietra  
 Grey  
 —  
**JL 06**



INSPIRATIONS


Verde Alpi  
—  
JL 07



**Wall** ▶  
Verde Alpi **JL 07** LUC SQ  
1200x2780 / 48"x110"  
Elysian Pietra del Sud **EY 01** SP SQ  
1200x2780 / 48"x110"

**Floor** ▾  
Elysian Pietra del Sud **EY 01** ST SQ  
1200x1200 / 48"x48"

# Verde Alpi — JL 07



**Wall** ▶  
Verde Alpi **JL 07** LUC SQ  
1200x2780 / 48"x110"  
Elysian Pietra del Sud **EY 01** SP SQ  
1200x2780 / 48"x110"  
**Floor** ▾  
Elysian Pietra del Sud **EY 01** ST SQ  
1200x1200 / 48"x48"  
**Washbasin**  
Bathmood Delight  
Verde Alpi **JL 07** LUC  
Elysian Pietra del Sud **EY 01** SP




# Verde Alpi — JL 07

**Wall** ▶  
Verde Alpi **JL 07** LUC SQ  
1200x2780 / 48"x110"  
Elysian Pietra del Sud **EY 01** SP SQ  
1200x2780 / 48"x110"  
**Floor** ▾  
Elysian Pietra del Sud **EY 01** ST SQ  
1200x1200 / 48"x48"  
**Washbasin**  
Bathmood Delight  
Verde Alpi **JL 07** LUC  
Elysian Pietra del Sud **EY 01** SP

# Statuario Fine — JL 01

1200x2780 / 48"x110"  
LUC SQ / SP SQ



Il processo produttivo non garantisce la continuità nel disegno della venatura tra i vari pezzi spediti. Eventuali disallineamenti tra le venature in continuità sono da considerarsi caratteristica intrinseca del prodotto.  
L'immagine rappresentata serve a dare un'idea indicativa del prodotto, toni e venature possono essere quindi suscettibili di variazioni.

The production process does not guarantee continuity in the design of the veining among the various pieces provided. Any misalignment between the continuous veining is to be considered an intrinsic characteristic of the product.

The image shown is merely indicative; the shades and veinings of the product may be subject to variations.

## PATTERN PRODOTTO - PRODUCT PATTERN

6 mm  
1200x2780 / 48"x110"  
LUC SQ / SP SQ

9 mm  
1200x1200 / 48"x48"  
LUC SQ / SP SQ

800x1600 / 31½"x63"  
LUC SQ / SP SQ

800x800 / 31½"x31½"  
LUC SQ / SP SQ

600x1200 / 24"x48"  
LUC SQ



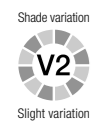

### Stucchi consigliati

Recommended grouts

KERAKOLL 02

MAPEI 103 Bianco Luna


LATICRETE 50 Sea Glass





# Calacatta Select — JL 02

1200x2780 / 48"x110"  
LUC SQ / SP SQ



Il processo produttivo non garantisce la continuità nel disegno della venatura tra i vari pezzi spediti. Eventuali disallineamenti tra le venature in continuità sono da considerarsi caratteristica intrinseca del prodotto. L'immagine rappresentata serve a dare un'idea indicativa del prodotto, toni e venature possono essere quindi suscettibili di variazioni.

The production process does not guarantee continuity in the design of the veining among the various pieces provided. Any misalignment between the continuous veining is to be considered an intrinsic characteristic of the product.

The image shown is merely indicative; the shades and veinings of the product may be subject to variations.

## PATTERN PRODOTTO - PRODUCT PATTERN

6 mm  
1200x2780 / 48"x110"  
LUC SQ / SP SQ

9 mm  
1200x1200 / 48"x48"  
LUC SQ / SP SQ

800x1600 / 31½"x63"  
LUC SQ / SP SQ

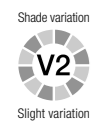
800x800 / 31½"x31½"  
LUC SQ / SP SQ

600x1200 / 24"x48"  
LUC SQ



### Stucchi consigliati Recommended grouts

KERAKOLL	02	
MAPEI	103 Bianco Luna	
LATICRETE	50 Sea Glass	




# Calacatta Vena Antica

---

## JL 03

1200x2780 / 48"x110"  
LUC SQ



Il processo produttivo non garantisce la continuità nel disegno della venatura tra i vari pezzi spediti. Eventuali disallineamenti tra le venature in continuità sono da considerarsi caratteristica intrinseca del prodotto.  
L'immagine rappresentata serve a dare un'idea indicativa del prodotto, toni e venature possono essere quindi suscettibili di variazioni.

The production process does not guarantee continuity in the design of the veining among the various pieces provided. Any misalignment between the continuous veining is to be considered an intrinsic characteristic of the product.

The image shown is merely indicative; the shades and veinings of the product may be subject to variations.

PATTERN PRODOTTO - PRODUCT PATTERN


6 mm  
1200x2780 / 48"x110"  
LUC SQ

9 mm  
1200x1200 / 48"x48"  
LUC SQ


800x1600 / 31½"x63"  
LUC SQ

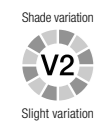
800x800 / 31½"x31½"  
LUC SQ

600x1200 / 24"x48"  
LUC SQ



**Stucchi consigliati**  
Recommended grouts

KERAKOLL	24	
MAPEI	103 Bianco Luna	
LATICRETE	50 Sea Glass	




# Lincoln

---

## JL 04

1200x2780 / 48"x110"  
LUC SQ



Il processo produttivo non garantisce la continuità nel disegno della venatura tra i vari pezzi spediti. Eventuali disallineamenti tra le venature in continuità sono da considerarsi caratteristica intrinseca del prodotto.  
L'immagine rappresentata serve a dare un'idea indicativa del prodotto, toni e venature possono essere quindi suscettibili di variazioni.

The production process does not guarantee continuity in the design of the veining among the various pieces provided. Any misalignment between the continuous veining is to be considered an intrinsic characteristic of the product.

The image shown is merely indicative; the shades and veinings of the product may be subject to variations.

### PATTERN PRODOTTO - PRODUCT PATTERN

6 mm  
1200x2780 / 48"x110"  
LUC SQ / SP SQ

**Line**  
1200x2780 / 48"x110"  
SP SQ

9 mm  
1200x1200 / 48"x48"  
LUC SQ / SP SQ

800x1600 / 31½"x63"  
LUC SQ / SP SQ

800x800 / 31½"x31½"  
LUC SQ / SP SQ

600x1200 / 24"x48"  
LUC SQ



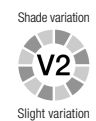

#### Stucchi consigliati

Recommended grouts

KERAKOLL 02

MAPEI 103 Bianco Luna

LATICRETE 50 Sea Glass



# Tundra Lite — JL 05

## PATTERN PRODOTTO - PRODUCT PATTERN

6 mm  
1200x2780 / 48"x110"  
LUC SQ / SP SQ




9 mm  
1200x1200 / 48"x48"  
LUC SQ / SP SQ

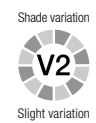
800x1600 / 31½"x63"  
LUC SQ / SP SQ

800x800 / 31½"x31½"  
LUC SQ / SP SQ

600x1200 / 24"x48"  
LUC SQ

### Stucchi consigliati Recommended grouts

KERAKOLL	08	
MAPEI	113 Grigio Cemento	
LATICRETE	78 Sterling Silver	



# Pietra Grey — JL 06

PATTERN PRODOTTO - PRODUCT PATTERN

6 mm  
1200x2780 / 48"x110"  
LUC SQ / SP SQ

9 mm  
1200x1200 / 48"x48"  
LUC SQ / SP SQ

800x1600 / 31½"x63"  
LUC SQ / SP SQ

800x800 / 31½"x31½"  
LUC SQ / SP SQ

600x1200 / 24"x48"  
LUC SQ



**Stucchi consigliati**  
Recommended grouts

KERAKOLL 11

MAPEI 114 Antracite

LATICRETE 45 Raven



# Verde Alpi — JL 07


PATTERN PRODOTTO - PRODUCT PATTERN

6 mm  
1200x2780 / 48"x110"  
LUC SQ

9 mm  
800x1600 / 31½"x63"  
LUC SQ

800x800 / 31½"x31½"  
LUC SQ

600x1200 / 24"x48"  
LUC SQ



**Stucchi consigliati**  
Recommended grouts

KERAKOLL	11	
MAPEI	114 Antracite	
LATICRETE	45 Raven	



## LINE

Una nuova proposta decorativa, una perfetta sinergia tra materia ed applicazioni a spessore, per un effetto decorativo dalla profondità sorprendente.

A new decorative proposal, a perfect synergy between material and graphic applications, for a decorative effect with a surprising depth.

**FORMATI - SIZES**  
1200x2780 / 48"x110"

**SUPERFICI - FINISHES**  
SP: Spazzolato

LINE Lincoln **JL 04** SP SQ 



La nuova tecnologia Mirage, una perfetta sinergia tra materia ed applicazioni a spessore, per un effetto decorativo dalla profondità sorprendente.  
The new Mirage technology, the perfect synergy of material and full-body applications, for a decorative effect with surprising depth.

## KIT VEIN MATCHING

Per offrire un servizio sempre più personalizzato, Mirage® mette a disposizione il Kit Vein Matching nei colori JL 01, JL 02, JL 03 e JL 04 in formato 1200x2780 mm, superficie lucida.

Il kit è composto da 4 lastre numerate e dalle grafiche sequenziali ad effetto vena continua.

### KIT VEIN MATCHING

For an increasingly customised service, Mirage® offers the Vein Matching Kit in the colours JL 01, JL 02, JL 03 and JL 04, in the 1200x2780 mm, polished finish.

The kit is composed of 4 numbered slabs and sequential patterns that create a continuous vein effect.

### KIT VEIN MATCHING

Pour offrir un service de plus en plus personnalisé, Mirage® met à votre disposition le Kit Vein Matching dans les couleurs JL 01, JL 02, JL 03 et JL 04, dans le format 1200x2780 mm, surface brillante.

Le kit est composé de 4 plaques numérotées et de graphismes séquentiels à effet veine continue.

### KIT VEIN MATCHING

为了提供更个性化的服务, Mirage提供“纹理匹配 (Vein Matching)”套件, 颜色包括JL 01, JL 02, JL 03和JL 04, 规格为1200x2780 mm, 亮光表面。该套件由4块有编号并具有连续纹理效果的序列图案的板材组成。

### KIT VEIN MATCHING

Um einen immer persönlicheren Service zu bieten, stellt Mirage® den Kit Vein Matching in den Farben JL 01, JL 02, JL 03 und JL 04 im Format 1200x2780 mm mit glänzender Oberfläche zur Verfügung.

Der Satz besteht aus 4 nummerierten Platten und aufeinander folgenden Grafiken mit dem Effekt der durchgehenden Ader.

### KIT VEIN MATCHING

Con el objetivo de ofrecer un servicio cada vez más personalizado, Mirage® pone a disposición el kit Vein Matching en los colores JL 01, JL 02, JL 03 y JL 04 en el formato de 1200x2780 mm, con acabado brillante.

El kit está compuesto por 4 placas enumeradas y grafismos secuenciales con un efecto de vena continua.



### FORMATI - SIZES

1200x2780 / 48"x110" LUC SQ

### Statuario Fine JL 01



1 + 2 + 3 + 4

### Calacatta Select JL 02



1 + 2 + 3 + 4





# JOLIE

PRAISE TO BEAUTY

## KIT VEIN MATCHING


Il processo produttivo non garantisce la continuità nel disegno della venatura tra i vari pezzi spediti. Eventuali disallineamenti tra le venature in continuità sono da considerarsi caratteristica intrinseca del prodotto. L'immagine rappresentata serve a dare un'idea indicativa del prodotto, toni e venature possono essere quindi suscettibili di variazioni.

The production process does not guarantee continuity in the design of the veining among the various pieces provided. Any misalignment between the continuous veining is to be considered an intrinsic characteristic of the product. The image shown is merely indicative; the shades and veinings of the product may be subject to variations.

### FORMATI - SIZES

1200x2780 / 48"x110" LUC SQ

### Calacatta Vena Antica JL 03



1

+

2

+

3

+

4

### Lincoln JL 04



1

+

2

+

3

+

4

## L'ELEGANZA DI FINITURE PERFETTE

The elegance of a perfect finish

Die Eleganz perfekter Finishes

L'élégance de finitions parfaites

La elegancia de acabados perfectos

完美装饰的优雅



**Rivestimenti e pavimenti, per casa e spazi pubblici a traffico medio.**

**La finitura LUCIDA è limitata a rivestimenti e pavimenti residenziali o comunque poco sollecitati, non a diretto contatto con aree esterne e dove non siano richieste prestazioni antiscivolo.**

La lucidatura è realizzata agendo in modo meccanico; pertanto, come per qualsiasi pietra e marmo naturale, la sporadica presenza di piccole disuniformità nella lucentezza, o di puntini nella superficie, è da intendersi come una caratteristica del materiale che ne testimonia la particolare lavorazione.

**EN Floors and walls for residential and medium-traffic public application.**

**The GLOSSY finish is dedicated to residential floors and wall cladding subject to slight stress and not in contact with outdoor areas.**

The glossy finish is achieved using a mechanical action, just as with stone and marble, the presence of small areas with a non-uniform shine or dots must be considered as an intrinsic feature of the material deriving from its special manufacturing.

**DE Boden- und Wandfliesen für Zuhause und für öffentliche Räume mit mittlerer Beanspruchung.**

**Während die glänzende Oberfläche LUCIDA für Böden und Wände in Wohnräumen also für wenig beanspruchte Bereiche, jedoch nicht in Kontakt mit Außenbereichen, eingesetzt werden kann.**

Das Polieren erfolgt durch mechanisches Einwirken; wie bei jedem Stein und bei jedem Marmor können sporadische und leichte Ungleichmäßigkeiten im Glanz oder Punkte auf der Oberfläche auftreten, dies ist jedoch eine Eigenschaft des Materials, das von der speziellen Verarbeitung herrührt.

**FR Des revêtements et des sols pour la maison et les espaces publics caractérisés par un passage moyen.**

**La finition LUCIDA est dédiée à des revêtements et sols résidentiels ou dans tous les cas peu sollicités, non en contact avec l'extérieur.**

Le polissage est réalisé en agissant mécaniquement ; comme pour n'importe quelle pierre ou marbre, la présence sporadique de zones brillantes ou de détails de surface différents est bel et bien une caractéristique de la matière qui témoigne du type de facture particulier.

**ES Revestimientos y pavimentos para la casa y para espacios públicos de tráfico medio.**

**El acabado Lustrado es apropiado para los revestimientos y pavimentos residenciales o sometidos a poco esf uerzo, que no están en contacto con áreas exteriores.**

El lustrado es realizado mediante una acción mecánica; como para cualquier piedra y mármol, la esporádica presencia de pequeñas desigualdades de brillo, o de puntitos sobre la superficie, deben considerarse como una característica del material que atestigua la particular elaboración.

**中國 墙砖和地砖，适用于住宅和中等人流量的公共场所。LUCIDA表面处理则限于装饰家居墙壁和地板，或者承受应力较少、与外部区域没有直接接触、不要求防滑性能的地方。**

抛光通过机械方式进行，因此，与任何天然石和大理石一样，零星存在的细微亮度不均匀、或细小的表面斑点，应被视为材料的特性，是特殊加工处理的明证。



## ACCORGIMENTI SPECIFICI PER L'APPLICAZIONE DELLE GRANDI LASTRE IN 6 MM DI SPESSORE

Precautions for 6mm big slabs applications

Spezifische Anweisungen zur Nutzung der Grossformate in 6mm

Precautions specifiquess pour la pose des grandes plaques en 6mm d'épaisseur

Precauciones específicas para la aplicacioon de las grandes placas en 6 mm de espesor

在地板铺设6毫米厚的陶瓷板材的具体措施

## 6 MM

**Mirage®** raccomanda l'utilizzo delle grandi lastre in spessore 6 mm per le sole applicazioni in ambito residenziale, commerciale a traffico leggero e comunque in contesti ove non vi sia passaggio di carichi puntuali pesanti o transito di carrelli a ruote dure.

Le lastre a 6mm, grazie al loro spessore ridotto, sono particolarmente indicate per la posa su pavimenti o rivestimenti preesistenti in marmo, pietra naturale, ceramica, senza la necessità di demolire la pavimentazione sottostante. Tale pavimentazione preesistente dovrà però essere planare, stabile, rigida e priva di rotture. In tutti questi casi sarà necessario valutare attentamente, assieme al progettista della pavimentazione, l'idoneità del sottofondo. In caso di dubbio sarà necessario valutare la necessità della demolizione e/o l'utilizzo di spessori tradizionali.

La posa a pavimento su massetto di lastre in 6mm è invece fortemente condizionata dall'esecuzione ottimale dello stesso, dalla sua completa stagionatura, dal rispetto degli opportuni giunti di dilatazione nonchè dalla posa a regola d'arte. Pertanto, in questi casi, per maggiore precauzione, **Mirage®** suggerisce l'utilizzo del gres porcellanato in spessore tradizionale.

In generale, per l'applicazione a pavimento delle lastre in spessore 6mm, l'adesivo (da scegliere insieme al progettista in base alle caratteristiche del cantiere) dovrà essere applicato secondo il metodo della doppia spalmatura, al fine di assicurare la perfetta distribuzione dello stesso e di garantire un'adesione ottimale, evitando la formazione di eventuali vuoti che potrebbero essere causa di rotture.



**FR Mirage®** recommande l'utilisation au sol de plaques de 6 mm d'épaisseur uniquement pour des applications dans un contexte résidentiel et commercial à faible affluence ainsi que dans des contextes dépourvus de passages de charges ponctuelles lourdes ou de chariots à roues dures.

Les plaques de 6 mm d'épaisseur, grâce à leur épaisseur réduite, sont particulièrement adaptées à une pose sur des sols ou des revêtements préexistants en marbre, en pierre naturelle et en céramique, sans impliquer la démolition de la sous-couche. Cette sous-couche préexistante devra toutefois être plane, stable, rigide et privée de ruptures. Il sera dans tous les cas nécessaire d'évaluer attentivement, avec le concepteur du sol, la conformité de la sous-couche. En cas de doute, il sera nécessaire d'évaluer la nécessité de la démolition et/ou l'utilisation d'épaisseurs traditionnelles.

La pose au sol de plaques de 6 mm sur un fond est, au contraire, fortement conditionnée par l'exécution optimale de celui-ci, par son séchage complet, par le respect des joints de dilatation adaptés ainsi que par la pose à effectuer dans les règles de l'art. Ainsi, dans ce cas, pour plus de précaution, **Mirage®** suggère l'utilisation du grès cérame dans une épaisseur traditionnelle.

En général, pour l'application au sol des plaques de 6 mm d'épaisseur, l'adhésif (à choisir avec le concepteur en fonction des caractéristiques du chantier) devra être appliqué suivant la méthode du double encollage afin de garantir non seulement la répartition parfaite de ce dernier mais aussi une adhérence optimale, en évitant ainsi la formation de vides éventuels qui pourrait provoquer des ruptures.

**EN Mirage®** stresses that slabs 6 mm in thickness may only be used as flooring in residential and commercial environments that are subject to light traffic, and furthermore, in contexts where there is no circulation of heavy loads or hard-tyre trolleys.

Thanks to the reduced thickness, the 6 mm slabs are a good solution for laying over pre-existing floors or tiling in marble, natural stone or ceramics, and avoid the necessity of demolishing the underlying floor. Such pre-existing flooring must, however, be even, stable, rigid and without breakages. Even if the floor conforms to all the above conditions, it is still necessary, together with the flooring project manager, to evaluate the suitability of the underlying layer. If there are any doubts, the need for demolition and/or the use of traditional thickness must be evaluated.

Successful laying of 6 mm slabs on a screed depends greatly on the skill with which it is laid, on its being left to cure completely and on the careful calculation of the appropriated junctures for dilation as well as being laid with due expertise. As a result, in these cases, **Mirage®** recommends the use of a traditional thickness porcelain stoneware.

In general, when laying a floor of 6 mm thick slabs, the adhesive (to be selected together with the project manager based on the characteristics of the construction) must be applied using the double bonding technique, aimed at ensuring the perfect distribution of the adhesive to guarantee the best bond, avoiding the presence of any hollows that could cause breakages.



**ES Mirage®** recomienda la utilización como pavimento de las placas de 6 mm de espesor solo para aplicaciones en ámbito residencial, en ambientes comerciales con tráfico reducido y, en cualquier caso, en contextos sin el paso de cargas pesadas localizadas o tránsito de carretillas con ruedas duras.

Gracias a su reducido espesor, las placas de 6 mm están especialmente indicadas para la colocación sobre pavimentos o revestimientos preexistentes de mármol, piedra natural o cerámica, sin necesidad de demoler la pavimentación sobre la que se apoya. La pavimentación preexistente deberá ser, de cualquier modo, plana, estable, rígida y sin roturas. En todos estos casos, deberá analizarse atentamente, junto con el proyectista de la pavimentación, si la base es adecuada. En caso de dudas, habrá que considerar si es necesaria la demolición y/o la utilización de espesores tradicionales.

La colocación como pavimento sobre solera de las placas de 6 mm dependerá en gran medida de la óptima ejecución de la misma, de su completo curado, de que se respeten las juntas de dilatación necesarias, así como de una colocación adecuada. Para mayor precaución en estos casos, **Mirage®** sugiere la utilización del gres porcelánico de espesor tradicional.


En general, para la aplicación como pavimento de las placas de 6 mm espesor, el adhesivo (a elegir junto con el proyectista según las características del lugar de la obra) deberá utilizarse con la técnica del doble encolado, con el fin de garantizar la distribución perfecta del mismo y una óptima adherencia, evitando que se formen posibles vacíos que pudieran ocasionar roturas.

**DE Mirage®** empfiehlt die Verwendung von Platten mit Stärke 6 mm als Bodenbelag nur für Anwendungen im Privatbereich und in Gewerbe- und Objektbereichen mit geringer Trittbelastung, oder in Bereichen, in denen zumindest keine Rollwagen mit harten Rädern zum Einsatz kommen oder schwere punktuelle Belastungen auftreten.

Die 6 mm starken Platten eignen sich aufgrund ihrer geringen Stärke besonders für die Verlegung auf bestehenden Bodenbelägen oder Wandverkleidungen aus Marmor, Naturstein, Keramik, ohne dass der darunterliegende Belag zuvor entfernt werden muss. Dieser bereits vorhandene Boden muss jedoch eben, stabil, hart und bruchsicher sein. In all diesen Fällen muss die Eignung des Untergrundes gemeinsam mit dem Architekten oder Planer zuvor sorgfältig geprüft werden. Im Zweifelsfall muss die Notwendigkeit einer Entfernung des bestehenden Bodenbelags und/oder die Verwendung herkömmlicher Stärken in Erwägung gezogen werden.

Die Verlegung von 6 mm starken Platten auf Estrich hängt besonders von der optimalen Ausführung des Estrichs selbst, von seiner vollständigen Reifung, der Beachtung der entsprechenden Ausdehnungsfugen sowie der nach den Regeln der Kunst ausgeführten Verlegung ab. Daher empfiehlt **Mirage®** in diesen Fällen die Verwendung von Feinsteinzeug mit herkömmlicher Stärke.

Im Allgemeinen muss bei der Verlegung von 6 mm starken Platten als Bodenbelag der Klebstoff (der zusammen mit dem Planer nach den Eigenschaften des Verwendungsorts ausgewählt wird) doppelt aufgetragen werden (sowohl auf dem Untergrund als auch auf der Rückseite der Platte), um eine perfekte Verteilung und eine optimale Haftung zu gewährleisten und die Bildung von Hohlräumen zu vermeiden, die zu Bruch führen könnten.



**中國 Mirage®**建议仅在住宅、人流量低的商业环境以及任何没有重负荷或硬轮手推车通过的环境中，铺设厚度为6毫米的地板专用陶瓷板材。

这些6毫米厚的陶瓷板材，由于厚度减小，特别适合直接铺设在现有的大理石、天然石材和陶瓷地砖或墙砖上面，而无需拆除下面的现有铺设地板。不过，这些现有的铺设地板必须是平坦、稳定、刚性并且没有破损。在所有这些情况下，必须与地板设计师一起仔细评估地基的适合性。如有疑问，必须评估是否需要拆除和/或使用传统厚度的地砖。

在找平层上铺设6毫米厚的陶瓷板材，则很大程度上受到找平层是否施工良好、是否完全干固、是否留有适当的伸缩缝以及是否按照标准完美铺设等方面的限制。因此，在这些情况下，为了谨慎起见，**Mirage®**建议使用传统厚度的瓷质砖。

通常，在地板上铺设6毫米厚的陶瓷板材时，必须根据双层涂抹方法来涂抹粘合剂（与设计师一起根据场地的特性而选择），以确保其涂抹完美、均匀，并保证最佳附着力，避免形成任何可能导致破裂的空隙

**RIASSUNTIVO FORMATI E IMBALLI**

Summary of sizes and packaging  
 Übersicht über Formate und Verpackungen  
 Récapitulatif formats et emballages  
 Sinóptico de formatos y embalajes  
 规格和包装概述

		KIT VEIN MATCHING (4pz/4pcs) 1200x2780 48"x110"	4D LINE 1200x2780 48"x110"	1200x2780 48"x110"	1200x1200 48"x48"	800x1600 31½"x63"	800x800 31½"x31½"	600x1200 48"x48"				
FORMATI - SIZES												
Spessore - Thickness		± 6 mm	± 6 mm	± 6 mm	± 6 mm	± 9 mm	± 9 mm	± 9 mm	± 9 mm	± 9 mm	± 9 mm	± 9 mm
Superficie - Surface		LUC SQ	SP SQ	LUC SQ	SP SQ	LUC SQ	SP SQ	LUC SQ	SP SQ	LUC SQ	SP SQ	LUC SQ
	Statuario Fine JL 01	BAL7	-	AWY4	AXA5	AY06	BAE2	AYK2	BAD3	AYK3	AYS4	AY05
	Calacatta Select JL 02	BAL8	-	AWY5	AXA8	AYP2	BAE5	AYK8	BAD7	AYK9	AYS7	AYP1
	Calacatta Vena Antica JL 03	BAL9	-	AWY6	-	AYP8	-	AYL4	-	AYL5	-	AYP7
	Lincoln JL 04	BAM0	BFM7	AWY7	-	AYQ4	BAE8	AYM0	BAD1	AYM1	BAC9	AYQ3
	Tundra Lite JL 05	-	-	AWY8	AXB1	AYR0	BAF1	AYM6	BAD8	AYM7	AYT0	AYQ9
	Pietra Grey JL 06	-	-	AWY9	AXB4	AYR6	BAF4	AYN2	BAD9	AYN3	AYT3	AYR5
	Verde Alpi JL 07	-	-	AWZ0	-	-	-	AYN9	-	AYO0	-	AYS0

	Peso lordo per scatola Gross weight per box Bruttogewicht pro Karton Poids brut par boîte Peso bruto por caja	Please refer to <a href="http://mirage.it">mirage.it</a>	61,56	61,56	55,12	55,12	27,36	27,36	30,30
	Pezzi per scatola Pieces for box Stück pro Karton Pièces pour boîte Piezas por caja		2	2	2	2	2	2	2
	mq. scatola mq. box mq. Karton mq. boîte mq. caja		2,88	2,88	2,56	2,56	1,28	1,28	1,44
	Scatole / full pallet Boxes / full pallet Stück / volle Palette Pièces / palette complete Cajas / pallet completo		16	16	16	16	48	48	35
	mq./pallet		46,08	46,08	40,96	40,96	61,44	61,44	50,40

**SUPERFICI - FINISHES**

LUC: Lucido - Glossy SP: Spazzolata



La nuova tecnologia Mirage, una perfetta sinergia tra materia ed applicazioni a spessore, per un effetto decorativo dalla profondità sorprendente.  
 The new Mirage technology, the perfect synergy of material and full-body applications, for a decorative effect with surprising depth.

		Mosaico 36T* 300x300 12"x12"	Mosaico 144T 300x300 12"x12"										
DECORI - DECORS													
		SP	LUC										
		BBH0	BBH5										
		BBH1	BBH6										
		A	BBH7										
		BBH2	BBH8										
		BBH3	BBH9										
		BBH4	BBI0										
		A	BBI1										

-	-										
6	6										
-	-										
-	-										
-	-										

		Battiscopa** 72x800 27/8"x31½"	Gradino A** 330x800 131/8"x31½"	330x1200 131/8"x48"	Gradino G** 330x800 131/8"x31½"	Gradino B 330x800 131/8"x31½"	330x1200 131/8"x48"	Gradino B Ang. 330x330 131/2"x131/8"					
PEZZI SPECIALI - SPECIAL PIECES													
		LUC	SP	LUC	SP	LUC	LUC	SP	LUC	SP	LUC	LUC	SP
		BBF8	BBG5	BB09	BBE6	BBF1	BBC6	BBD3	BAZ8	BBA5	BBB0	BAY6	BAZ3
		BBF9	BBG6	BBE0	BBE7	BBF2	BBC7	BBD4	BAZ9	BBA6	A	BAY7	A
		BBG0	-	BBE1	A	BBF3	BBC8	-	BBA0	-	A	BAY8	-
		BBG1	BBG7	BBE2	BBE8	BBF4	BBC9	BBD5	BBA1	BBA7	A	BAY9	-
		BBG2	BBG8	BBE3	BBE9	BBF5	BBD0	BBD6	BBA2	BBA8	A	BAZ0	A
		BBG3	BBG9	BBE4	BBF0	BBF6	BBD1	BBD7	BBA3	BBA9	A	BAZ1	A
		BBG4	-	BBE5	-	BBF7	BBD2	-	BBA4	-	A	BAZ2	-

-	-	-	-	-	-	-	-	-	-	-	-	-	-
10	10	7	7	4	4								
-	-	-	-	-	-	-	-	-	-	-	-	-	-
-	-	-	-	-	-	-	-	-	-	-	-	-	-
-	-	-	-	-	-	-	-	-	-	-	-	-	-

A: Disponibile - Available

\* Decoro su rete - Mesh-backed decoration

\*\* Finitura a becco di civetta - One-round edge shaping

Shade variation




















Slight variation



LEED Compliant

## STANDARD EN 14411 - G

<b>CARATTERISTICHE TECNICHE</b> TECHNICAL DATA TECHNISCHE DATEN CARACTERISTIQUES TECHNIQUES CARACTERÍSTICAS TÉCNICAS ТЕХНИЧЕСКИЕ ХАРАКТЕРИСТИКИ 技术特征		<b>NORMA</b> STANDARD NORM NORME NORMA ЗНАЧЕНИЯ 标准	<b>VALORI PRESCRITTI DALLE NORME EN 14411 - G</b> INTERNATIONAL STANDARDS EN 14411 - G INTERNATIONALE NORMWERTE EN 14411 - G VALEURS PREVUES PAR LES NORMES EN 14411 - G VALORES PREVISTOS POR LAS NORMAS EN 14411 - G ПРЕДУСМОТРЕННЫЕ СТАНДАРТОМ EN 14411-G EN 14411 - G标准规定值	<b>VALORE MEDIO MIRAGE</b> MIRAGE AVERAGE VALUE MIRAGE MITTELWERT VALEURS MOYEN MIRAGE VALOR MEDIO MIRAGE СРЕДНЕЕ ЗНАЧЕНИЕ MIRAGE MIRAGE平均值	
<b>CARATTERISTICHE DIMENSIONALI</b> - SIZE CHARACTERISTICS - MASSEIGENSCHAFTEN DETERMINATION DES CARACTERISTIQUES DIMENSIONELLES - CARACTERÍSTICAS DIMENSIONALES - РАЗМЕРНЫЕ ХАРАКТЕРИСТИКИ - 尺寸特征				<b>LUC</b> (GL)	<b>SP</b> (UGL)
 <b>LATI</b> SIDES - SEITEN COTES - CANTOS РАЗМЕРЫ СТОРОН - 側边	EN ISO 10545-2	± 0,3% MAX (± 1,0 mm MAX)	CONFORME COMPLYING		
 <b>SPESSORE</b> THICKNESS - DICKE ÉPAISSEUR - ESPESOR ТОЛЩИНА - 厚度	EN ISO 10545-2	± 5,0% MAX (± 0,5 mm MAX)	CONFORME COMPLYING		
 <b>RETTILINEITÀ DEGLI SPIGOLI</b> STRAIGHTNESS OF SIDES - GERADLINIGKEIT DER KANTEN RECTITUDE DES ARETES - RECTITUD DE LOS CANTOS КОСОУГОЛЬНОСТЬ - 边角平直度	EN ISO 10545-2	± 0,3% MAX (± 0,8 mm MAX)	CONFORME COMPLYING		
 <b>ORTOGONALITÀ</b> RECTANGULARITY - RECHTWINKLIGKEIT PERPENDICULARITÉ - ORTOGONALIDAD КРИВИЗНА СТОРОН - 直角度	EN ISO 10545-2	± 0,3% MAX (± 1,5 mm MAX)	CONFORME COMPLYING		
 <b>PLANARITÀ</b> SURFACE FLATNESS - EBENFLÄCHIGKEIT PLANEITE DE SURFACE - PLANEIDAD КРИВИЗНА ЛИЦЕВОЙ ПОВЕРХНОСТИ - 平整度	EN ISO 10545-2	± 0,4% MAX (± 1,8 mm MAX)	CONFORME COMPLYING		
 <b>ASSORBIMENTO D'ACQUA</b> WATER ABSORPTION - WASSERAUFNAHME ABSORPTION D'EAU - ABSORCIÓN DE AGUA ВОДОПОГЛОЩЕНИЕ - 吸水率	EN ISO 10545-3	≤ 0,5%	≤ 0,1%		
 <b>RESISTENZA ALLA FLESSIONE</b> FLEXION RESISTANCE - BIEGEFESTIGKEIT RESISTANCE A LA FLEXION - RESISTENCIA A LA FLEXIÓN ПРЕДЕЛ ПРОЧНОСТИ ПРИ ИЗГИБЕ - 抗弯强度	EN ISO 10545-4	S ≥ 700 N (< 7,5 mm) S ≥ 1.300 N (> 7,5 mm)  R ≥ 0,48 N/mm².	≧ 6 mm: S≥1100N R≥48 N/mm² ≧ 9 mm: S≥2.500N R≥50 N/mm²		
 <b>RESISTENZA ALL'URTO</b> IMPACT RESISTANCE - STOSSFESTIGKEIT RESISTANCE AUX CHOCES - RESISTENCIA A LOS GOLPES УДАРОСТОЙКОСТЬ - 抗冲击强度	EN ISO 10545-5	VALORE DICHIARATO DECLARED VALUE	> 0,80		
 <b>RESISTENZA ALL'ABRASIONE</b> ABRASION RESISTANCE - ABRIEBFESTIGKEIT RESISTANCE A L'ABRASION - RESISTENCIA A LA ABRASIÓN СТОЙКОСТЬ К ИСТИРАНИЮ - 耐磨强度	EN ISO 10545-6	≤ 175 mm³	< 150 mm³		
 <b>COEFFICIENTE DI DILATAZIONE TERMICA LINEARE</b> COEFFICIENT OF LINEAR THERMAL-EXPANSION - LINEARER WÄRMEAUSSDEHNUNGSKOEFFIZIENT COEFFICIENT DE DILATATION THERMIQUE LINEAIRE - COEFICIENTE DE DILATACIÓN TÉRMICA LINEAL КОЭФФИЦИЕНТ ЛИНЕЙНОГО ТЕРМИЧЕСКОГО РАСШИРЕНИЯ - 线性热膨胀系数	EN ISO 10545-8	—	α 6,2x10 <sup>-6</sup> °C <sup>-1</sup>		
 <b>RESISTENZA AGLI SBALZI TERMICI</b> RESISTANCE TO THERMAL SHOCKS - BESTÄNDIGKEIT GEGEN TEMPERATURSCHWANKUNGEN RESISTANCE AUX CHOCES THERMIQUES - RESISTENCIA A LOS CHOQUES TÉRMICOS СТОЙКОСТЬ К ПЕРЕПАДАМ ТЕМПЕРАТУРЫ - 耐热突变性	EN ISO 10545-9	TEST SUPERATO SECONDO EN ISO 10545-1 PASS ACCORDING EN ISO 10545-1	NESSUN DANNO NO DAMAGE		
 <b>RESISTENZA AL GELO</b> FROST RESISTANCE - FROSTBESTÄNDIGKEIT RESISTANCE AU GEL - RESISTENCIA AL HIELO МОРОЗОСТОЙКОСТЬ - 耐冻性	EN ISO 10545-12	TEST SUPERATO SECONDO EN ISO 10545-1 PASS ACCORDING EN ISO 10545-1	NESSUN DANNO NO DAMAGE		
 <b>RESISTENZA ALL'ATTACCO CHIMICO</b> RESISTANCE TO CHEMICALS - CHEMIKALIENBESTÄNDIGKEIT RESISTANCE A L'ATTAQUE CHIMIQUE - RESISTENCIA QUÍMICA ХИМИЧЕСКАЯ СТОЙКОСТЬ - 耐化学品作用	EN ISO 10545-13	B MIN.	A LA	A LA HA	
 <b>RESISTENZA ALL'ABRASIONE SUPERFICIALE</b> SURFACE ABRASION RESISTANCE - ABRIEBFESTIGKEIT DER OBERFLÄCHE RESISTANCE A L'ABRASION SUPERFICIELLE - RESISTENCIA A LA ABRASIÓN SUPERFICIAL ХИМИЧЕСКАЯ СТОЙКОСТЬ - 耐表面磨损	EN ISO 10545-7	—	LUC PEI 5 (JL 01 - 02 - 03 - 04) PEI 4 (JL 05) PEI 3 (JL 06 - 07)		
 <b>RESISTENZA ALLE MACCHIE</b> RESISTANCE TO STAINS - FLECKENBESTÄNDIGKEIT RESISTANCE AUX TACHES - RESISTENCIA A LAS MANCHAS УСТОЙЧИВОСТЬ К ПЯТНООБРАЗОВАНИЮ - 防污性	EN ISO 10545-14	VALORE DICHIARATO DECLARED VALUE	5	5	
 <b>CESSIONE DI PIOMBO E CADMIO</b> LEAD AND CADMIUM DISCHARGE - ABGABE VON BLEI UND CADMIUM PERTE DE PLOMB ET CADMIUM - CESIÓN DE PLOMO Y CADMIO ВЫДЕЛЕНИЕ СВИНЦА И КАДМИЯ - 铅和镉的排放	EN ISO 10545-15	VALORE DICHIARATO DECLARED VALUE	< AL LIMITE DI RILEVAMENTO < THAN INSTRUMENT LIMIT		
			LUC	SP	
	DM 236/89 BCRA	> 0,40	-	> 0,40	
	ANSI A326.3	Wet and Dry	-	≥ 0,42	
	AS 4586	-	-	P2	
	DIN 51130	-	-	R9	
	DIN 51097	-	-	-	
	UNE 41901	≥ CL1	-	CL1	
	BS 7976 sl.96-4S	Wet and Dry	-	-	
	BS 7976 sl.55-TRL	Wet and Dry	-	-	
 <b>SCIVOLOSITÀ</b> SKID RESISTANCE - RUTSCHWERT GLISSANCE - ADHERENCIA СКОЛЬЗКОСТЬ - 防滑性					

Per i certificati specifici, contattare Mirage SpA - For specific certificates, please contact Mirage SPA - Für die speziellen Zertifikate wenden Sie sich bitte an Mirage SpA - Pour les certificats spécifiques, veuillez contacter Mirage SPA - Para los certificados específicos, contactar Mirage SPA - Для сертификатов обращайтесь в компанию Mirage SpA - 关于具体的证书,请联系Mirage Spa公司

\* La superficie LUC può essere soggetta a graffi se in contatto con materiali più duri (es sassi, frammenti di piastrella, etc...)  
LUC finish can be subjected to scratches if in contact with harder materials (eg stones, tile gragments, etc...)



Made in Italy

[www.mirage.it](http://www.mirage.it)



**Mirage Granito Ceramico S.p.a.**  
41026 - Pavullo (MO) ITALY - Via Giardini Nord, 225  
Tel. +39 0536 29611 - Fax +39 0536 21065  
[info@mirage.it](mailto:info@mirage.it) - [www.mirage.it](http://www.mirage.it)

**Mirage Project Point**  
20121 - Milano ITALY  
Via Marsala, 7  
Tel. +39 02 65560879  
  
[projectpoint-mi@mirage.it](mailto:projectpoint-mi@mirage.it)  
[www.mirageprojectpoint.com/milano](http://www.mirageprojectpoint.com/milano)

**Mirage USA INC.**  
618 Grassmere Park Dr - Suite 1-2  
Nashville - Tennessee (TN) - 37211  
Ph. +1 615 834 3888  
TAX ID: 75 2773306  
[info@mirageusa.net](mailto:info@mirageusa.net)  
[www.mirageusa.net](http://www.mirageusa.net)

**Mirage Project Point Dubai**  
Building 5 - Suite B101  
d3 Dubai Design District - United Arab Emirates  
Ph. +971 4 554 3944  
Licence No. 93659  
[projectpoint-uae@mirage.it](mailto:projectpoint-uae@mirage.it)  
[www.mirageprojectpoint.com/dubai](http://www.mirageprojectpoint.com/dubai)