


**CE.SI.**



**CATALOGO  
GENERALE**



# CE.SI.

**PENSARE A COLORI**  
THINK IN COLOUR



# OVERVIEW

	bianco	quarzo	perla	antracite	torba	nero	cotone	canapa	caramello	tortora	t. di moro	banana	cedro	vanadio	romo	paprika	corallo	vermiglio	rubino
<b>MATT</b>																			
PEI	4	4	3	2	3	2	4	4	2	2	2	4	3	3	2	3	2	2	2
2,5x2,5 rete																			
5x5 rete																			
3x10 rete																			
5x5 - 5x20																			
6x25																			
10x10 - 20x20																			
10x20																			
10x30 - 10x60 - 20x60																			
15x15 - 30x30																			
20x20 ottagonio																			

	talco	salgemma	piombo	pirite	arsenico	lava	navona	alabastro	zircono	zolfo	arenaria	granato
<b>LUCIDI</b>												
PEI	4	4	3	3	2	2	4	4	3	3	3	2
2,5x2,5 rete												
3x10 rete												
5x5 rete												
5x5												
6x25												
10x10 - 20x20												
10x20												
10x30 - 10x60 - 20x60												
15x15 - 30x30												
20x20 ottagonio												

	fluoro	alluminio	nickel	carbonio	sodio	sabbia	xeno	terra	ottone	gres	ruggine
<b>FULL BODY R10 A+B</b>											
2,5x2,5 rete											
5x5 rete											
6x25											
10x10											
20x20											
10x10 ottagonio											
butterfly											

	lecco	onno	bindo
<b>ANTISLIP R10 A+B</b>			
PEI	4	4	3
5x5 rete			
10x10 - 20x20			

malva	pompelmo	indaco	melanzana	cobalto	avio	galassia	pioggia	polvere	notte	azzurro	marina	baia	salvia	edera	aloe	anice	felce	mela	kiwi	avocado	
4	3	2	2	2	2	3	3	3	2	4	3	4	3	4	4	3	3	3	3	3	PEI
																					2,5x2,5 rete
																					5x5 rete
																					3x10 rete
																					5x5 - 5x20
																					6x25
																					10x10 - 20x20
																					10x20
																					10x30 - 10x60 - 20x60
																					15x15 - 30x30
																					20x20 ottagonale

	berillo	navy	petrolio	tundra	silicio	stagno	rame	lime	
	2	2	2	4	3	3	2	3	LUCIDI
									PEI
									2,5x2,5 rete
									3x10 rete
									5x5 rete
									5x5
									6x25
									10x10 - 20x20
									10x20
									10x30 - 10x60 - 20x60
									15x15 - 30x30
									20x20 ottagonale

agata	zaffiro	acqua	ossido	giada	
					FULL BODY
					R10 A+B
					2,5x2,5 rete
					5x5 rete
					6x25
					10x10
					20x20
					10x10 ottagonale
					butterfly

					ANTISLIP
					R10 A+B
					PEI
					5x5 rete
					10x10 - 20x20

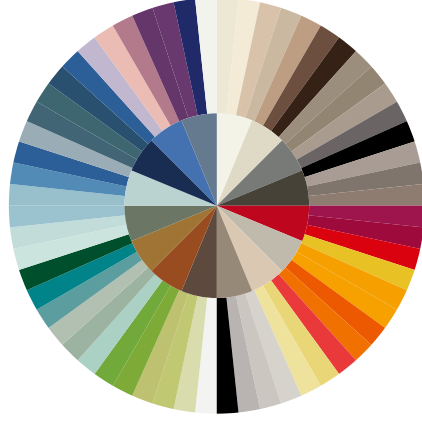
# INDEX



06 — L'AZIENDA



08 — DNA  
A COLORI



14 — OVERVIEW

**16** — **GRES  
PORCELLANATO  
SMALTATO**



**124** — **FULL BODY  
R10 A+B**



**158** — **REFERENZE**



**18** — **I Classici**  
20 — Ambienti  
38 — Formati&Colori  
  
**46** — **6x25**  
48 — Matt\_Lucido  
  
**58** — **Metro**  
74 — Reverso  
80 — 20x20 Ottagono  
  
**86** — **I Mosaici**  
88 — Le Tinte Unite  
94 — Le Fantasie  
114 — 3x10  
  
**116** — **Transfer**

**126** — **I Tecnici**  
128 — Nuance  
130 — Ambienti  
142 — Formati&Colori  
  
**144** — **I Prodotti**  
144 — 10x10 Ottagono  
150 — Stella  
152 — Butterfly  
156 — Bordure


**158** — **Referenze**  
REFERENCES

**164** — **Dati tecnici**  
TECHNICAL DATA

# L'AZIENDA

OUR COMPANY

*dal 1962*





Da oltre 60 anni, CE.SI. inventa, progetta e realizza ceramiche di altissima qualità, apprezzate in tutto il mondo e capaci di soddisfare anche il cliente più esigente.

La continua ricerca sul colore, l'attenzione all'utilizzo di materie prime selezionate, fanno di CE.SI. un leader riconosciuto a livello internazionale, nella produzione di piastrelle in gres porcellanato per pavimenti e rivestimenti.

La varietà di formati colori e finiture disponibili, offre ai progettisti la possibilità di creare infinite combinazioni e soluzioni d'effetto.



Since more than 60 years CE.SI. is inventing, planning and realizing high quality ceramic tiles, known worldwide and able to satisfy also the most demanding client.

The continuous colour research, the use of selected raw materials, make CE.SI. an international known leader in porcelain stoneware production both for wall and floor.

The wide variety of sizes, colours and finishing offers endless combinations and interesting solutions.

# DNA A COLORI

COLORFULL DNA


La ricerca sul colore, portata avanti con coerenza e professionalità, si concretizza in una nuova gamma di prodotti da pavimento e rivestimento che costituiscono un progetto organico fatto di nuovi colori, superfici e formati tra loro compatibili.

I nostri prodotti offrono una superficie compatta e resistente, dai colori più brillanti e saturi: le materie prime selezionate che formano il supporto, garantiscono la totale assenza di impurità e una migliore distribuzione del colore.

Il colore è per eccellenza la parte dell'arte che possiede un dono magico.

Mentre il soggetto, la forma, la linea si rivolgono prima di tutto al pensiero, il colore non ha nessun significato per l'intelligenza, ma ha tutti i poteri sulla sensibilità, provoca delle sensazioni. Il mondo è disegnato dalla luce e plasmato dal colore. Il colore muove, esprime, sussurra, diverte. Il colore si intreccia con fantasia generando trame di materia e di racconti.





Research into colour, carried forth consistently and professionally, takes shape in a new range of wall and floor products that form a systematic project made of new colours, surfaces and sizes all modular with each other.

Our products offer a compact, hardwearing surface with the brightest and fullest colours. The selected raw materials ensure a total absence of impurities and a better distribution of colour. The colour is part of the excellence that has a magical gift. While the subject, form, line turn first of all in thought, the color has no meaning for the intelligence but all powers on sensitivity, causing sensations. The world is drawn by the light and defined by colour. Colour moves, expresses, whispers, amuses. Colour confuses with fantasy, creating new material and tales.

# PROGETTA A COLORI

PROJECT BY COLOUR





La collezione CE.SI. è caratterizzata da un'ampia gamma di superfici: matt, lucidi, antislip, che possono essere abbinata tra loro, grazie alla fedeltà cromatica che le caratterizza, per generare proposte dall'alto valore estetico-progettuale.





The collection CE.SI is composed by a wide range of surfaces: matt - glossy - antislip which, thanks to high chromatic precision, can be perfectly matched together, creating proposals of a high aesthetic and design value.




## MATT

	bianco	S 0300-N
	quarzo	S 2000-N
	perla	S 4000-N
	antracite	S 6005-Y80R
	torba	S 8500-N
	nero	S 9000-N
	cotone	S 1002-Y50R
	canapa	S 2010-Y50R
	caramello	S 5030-Y30R
	tortora	S 4005-Y50R
	t. di moro	S 8505-Y20R
	banana	S1020-G90Y
	cedro	S1040-Y
	vanadio	S 1070-Y20R
	cromo	S0570-Y50R
	paprika	S 2050-Y70R
	corallo	S 1060-Y80R
	vermiglio	S1580-Y90R
	rubino	S4040-R10B
	malva	S1515-R
	pompelmo	S 3020-Y70R
	indaco	S3020-R20B
	melanzana	S 5030-R20B
	cobalto	S5040-R70
	avio	S5030-R80B
	galassia	S3040-R90B
	pioggia	S4020-R90B
	polvere	S2020-R80B
	notte	S5030-B
	azzurro	S1010-B
	marina	S1030-B

## MATT

	baia	S1015-B50G
	salvia	S4030-B30G
	edera	S3005-G20Y
	aloe	S3020-G10Y
	anice	S6010-B90G
	felce	S6020-B90G
	mela	S1030-G50Y
	kiwi	S2050-G30Y
	avocado	S4030-G50Y
<b>LUCIDI</b>		
	talco	S0500-N
	salgemma	S2002-R
	piombo	S3502-R
	pirite	S6005-Y80R
	arsenico	S 8500-N
	lava	S9000-N
	navona	S1005-Y40R
	alabastro	S3010-Y50R
	zircono	S1030-Y
	zolfo	S1060-Y20R
	arenaria	S1070-Y50R
	granato	S3560-R
	berillo	S5030-R80B
	petrolio	S5040-B
	navy	S5020-R90B
	stagno	S 2005-G20Y
	tundra	S1510-B50G
	silicio	S3040-B40G
	lime	S2050-G30Y
	rame	S6030-G

## ANTISLIP R10 A+B

	lecco	S 0300-N
	onno	S 2000-N
	bindo	S 4000-N

## FULL BODY R10 A+B

	fluoro	S0502-Y
	alluminio	S2002-Y
	nickel	S5500-N
	carbonio	S8000-N
	sodio	S1002-Y50R
	sabbia	S3010-Y30R
	xeno	S4005_Y50R
	terra	S7010-Y50R
	ottone	S2030-Y20R
	gres	S5030-Y70R
	ruggine	S5020-Y60R
	agata	S1515-Y70R
	zaffiro	S4020-R90B
	acqua	S3010-B
	ossido	S3010-G10Y
	giada	S5005-G20Y

# NCS

THE UNIVERSAL LANGUAGE OF COLOUR



**MOOD**  
INSPIRATION



**FELCE**  
COLOUR



**NCS**  
SUGGESTION

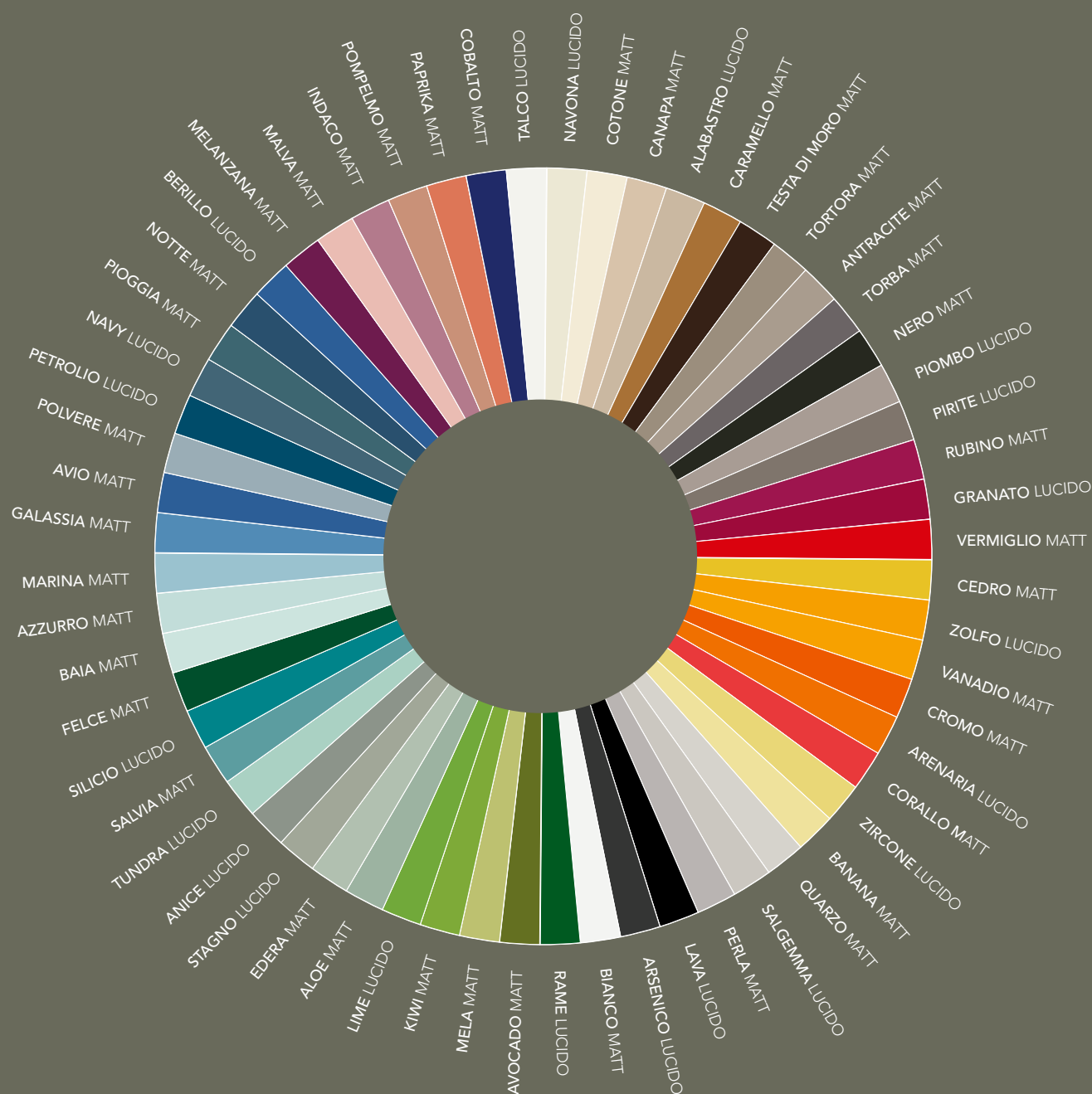
Il sistema colore NCS definito come "The Universal Language of Colour" è ad oggi il più diffuso ed utilizzato a fini pratici a livello mondiale da aziende produttrici, architetti, designer. Attraverso questa tabella diamo dei suggerimenti di corrispondenza di colore, non identica ma abbinabile alle nostre tinte unite.

Ncs, or Natural Colour System, also known as "The Universal Language of Colours", is the most popular and used worldwide by producers, architects and designers. By this chart we are able to suggest the best matching colour with our plain colours collection.



# GRES PORCELLANATO SMALTATO B1b

GLAZED PORCELAIN STONEWARE

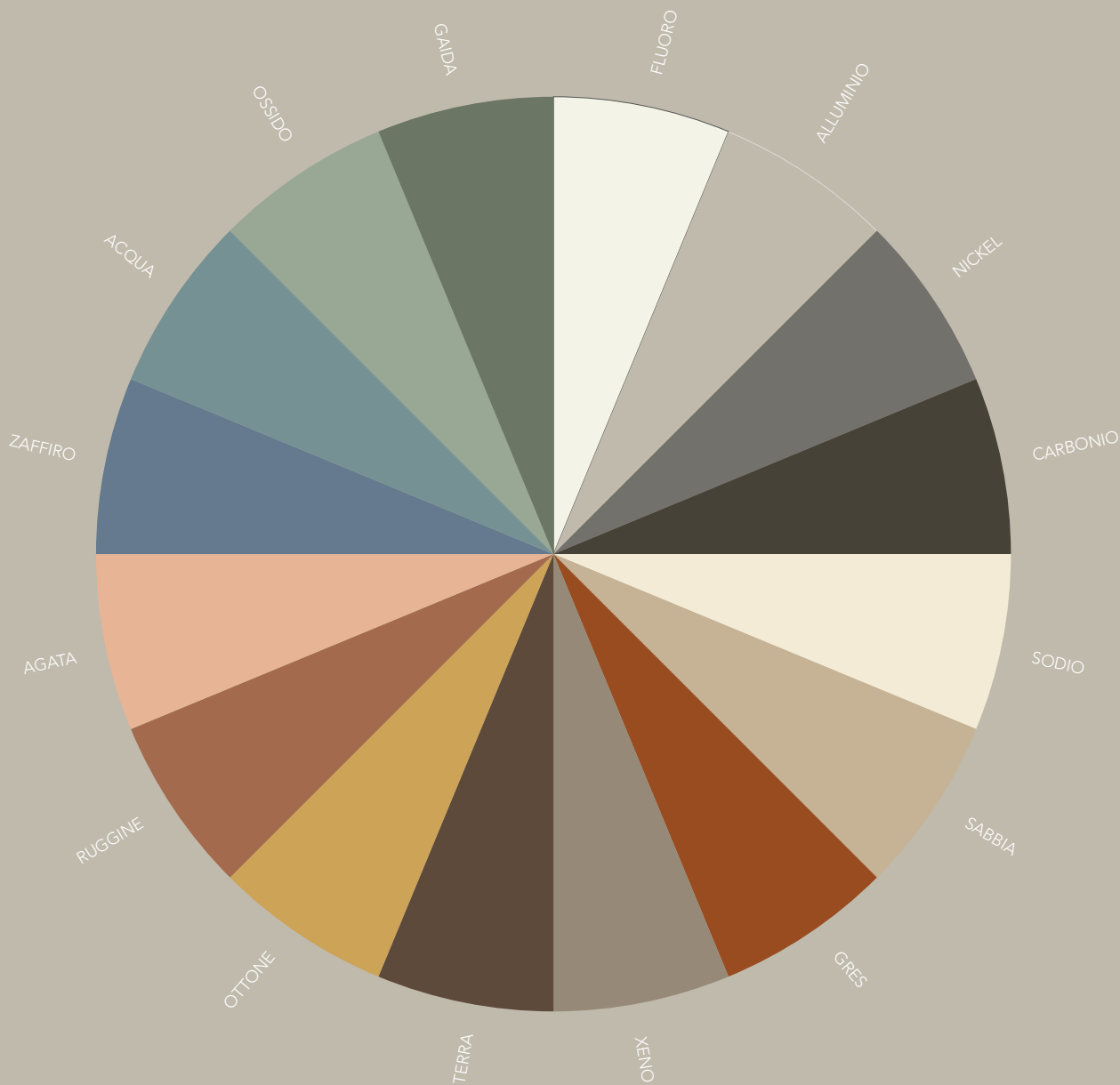






# FULL BODY R10 A+B B1a

UNGLAZED PORCELAIN STONEWARE





# GRES PORCELLANATO SMALTATO

GLAZED PORCELAIN STONEWARE



**18** — **I Classici**

20 — Ambienti

38 — Formati&Colori

**46** — **6x25**

48 — Matt\_Lucido

**58** — **Metro**

74 — Reverso

80 — 20x20 Ottagono

**86** — **I Mosaici**

88 — Le Tinte Unite

94 — Le Fantasie

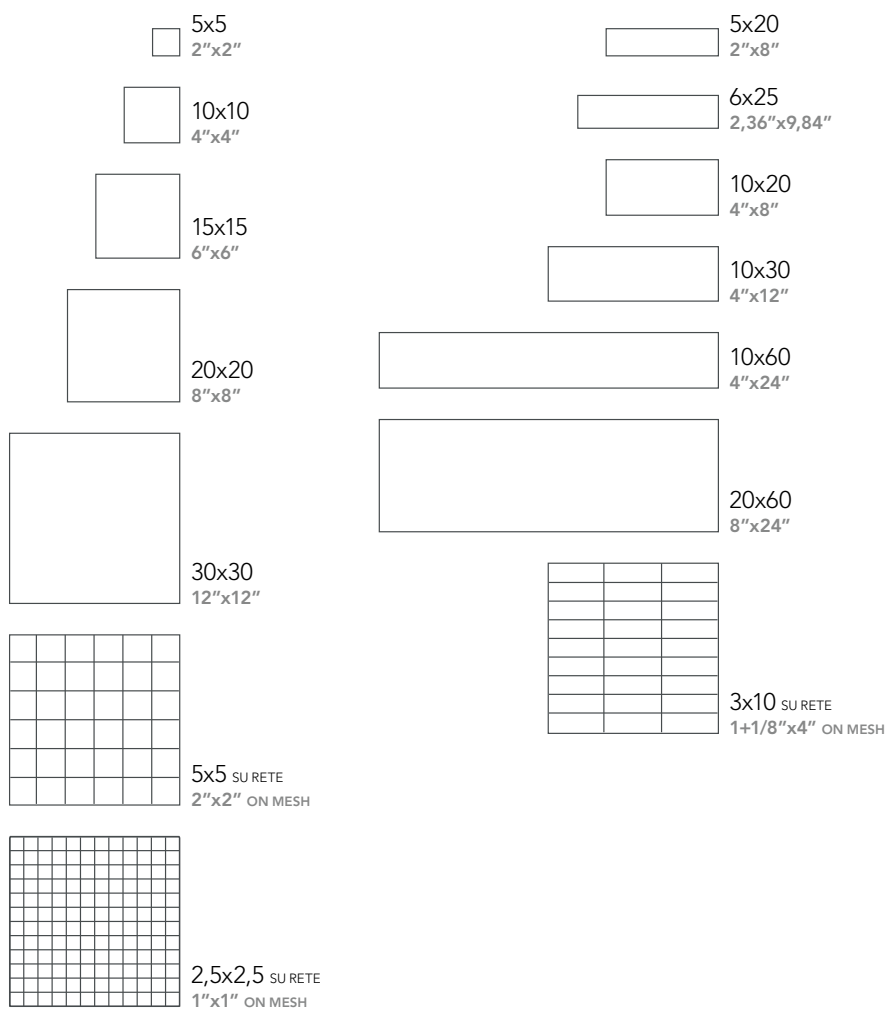
114 — 3x10

**116** — **Transfer**

# I Classici

LUCIDI . MATT . ANTISLIP

## COLLECTION



 = A PAVIMENTO  
FLOOR

 = A RIVESTIMENTO  
WALL

 = TINTE CORRELATE  
MATCHING COLOURS






# I Classici

L'intensa e vivace gamma cromatica delle piastrelle armonizza sapientemente design ed eleganza.

Proposte di posa, creative ed originali, in cui colori di tendenza e piacevoli giochi di luce delle diverse superfici di pavimenti e rivestimenti caratterizzano sia spazi pubblici che ambienti residenziali unici.

The rich and vivid chromatic tile range skilfully harmonizes design and grace.

Artistic and original laying proposals typify public spaces and residential locations with trend colours and plays of light and surfaces.



10x10 4"x4" . MATT



COTONE



PAPRIKA



AVOCADO



MELANZANA

20x20 8"x8" . MATT



BIANCO

20x60 8"x24" . MATT



PIOGGIA



20x60 8"x24" . MATT



BIANCO



TORTORA




EDERA



POLVERE

I CLASSICI COLLECTION





- |   |  |   |
|---|--|---|
| <br><b>10x30 4"x12" . MATT</b><br>BIANCO | <br><b>2,5x2,5 1"x1" . MATT</b><br>ARENARIA | <br><b>2,5x2,5 1"x1" . MATT</b><br>CROMO |
|---|--|---|

# Colorati e versatili



10x10 4"x4" . MATT



ALOE



10x10 4"x4" . MATT



PIOGGIA



POLVERE



BIANCO



TORTORA

10x30 4"x12" . MATT



PERLA

# *Lucide* Matt



20x20 8"x8" . LUCIDI



STAGNO



PETROLIO



RAME

20x20 8"x8" . MATT



BIANCO



10x10 4"x4" . MATT



BIANCO

5x5 2"x2" . MATT



BIANCO

20x20 8"x8" . FULL BODY



NIKEL



FLUORO

# *Creativo e* originale



10x10 4"x4" . MATT



BIANCO



MELANZANA



AVOCADO



CARAMELLO



ANICE



PAPRIKA



POMPELMO



20x60 8"x24" . MATT



BIANCO



COBALTO



PIOGGIA

5x5 2"x2" . FULL BODY



ZAFFIRO



FLUORO

# *Un mondo* a colori



10x30 4"x12" . MATT



BIANCO



VANADIO



MELA



ALOE



EDERA

10x10 4"x4" . MATT



QUARZO





20x20 8"x8" . 10x10 4"x4" . MATT



COBALTO



NOTTE



AVIO



POLVERE



FELCE



KIVI



BANANA



VANADIO



CROMO



VERMIGLIO



MELANZANA



BAIA



MALVA



INDACO



BIANCO

*Colore pieno* e intenso



5x5 2"x2" . LUCIDI



PETROLIO



20x60 8"x24" . MATT



VERMIGLIO

# Contemporaneo e minimal



5x5 2"x2" . MATT



BIANCO

PROGETTO BY:  
BÄM Studio (Kollektiv)  
Camille Ladan & Erik Weber  
Berlin - Germany



10x10 4"x4" . MATT



NOTTE



BIANCO



BAIA



SALVIA

# Formati & Colori

## SIZES AND COLOURS



FORMATO	DIMENSIONI (mm)	SPESSORE (mm)	kg / mq	mq / box	pcs / box	box / pallet	mq / pallet
5x5	48x48	5,5	11	-	-	-	-
5x20 *	48x200	6,8	14	-	-	-	-
6x25	61x250	6,8	14	1,00	66	60	60
10x10	98,5x98,5	6,8	14	1,00	100	96	96
10x20	98,5x200	6,8	14	1,40	70	76	106,40
10x30	98,5x300	7	16	1,02	34	60	61,20
10x60 *	98,5x600	8	17	1,00	16	48	48
15x15	148,5x148,5	6,8	14	1,00	44	85	85
20x20	200x200	6,8	14	1,40	35	76	106,40
20x60	200x600	8	17	1,00	8	48	48
30x30	300x300	7	16	1,26	14	46	57,96
2,5x2,5 su rete	300x300 Foglio	5,5	11	1,00	11 fogli	40	40
5x5 su rete	300x300 Foglio	5,5	11	1,00	11 fogli	40	40
3x10 su rete	300x300 Foglio	5,5	11	1,00	11 fogli	40	40

\* VEDI PAG. 167  
SEE PAG. 167



MATT

BIANCO



20x60	15x15
10x60	20x20
10x30	10x10
30x30	5x20
10x20	6x25
5x5	
5x5	
2,5x2,5	
3x10	

QUARZO



20x60	15x15
10x60	20x20
10x30	10x10
30x30	5x20
10x20	6x25
5x5	
5x5	
2,5x2,5	
3x10	

PERLA



20x60	15x15
10x60	20x20
10x30	10x10
30x30	5x20
10x20	6x25
5x5	
5x5	
2,5x2,5	

ANTRACITE




20x60	-
10x60	20x20
10x30	10x10
-	5x5
5x20	-
5x5	
5x5	
2,5x2,5	

TORBA



-	-
-	20x20
-	10x10
-	5x20
10x20	6x25
5x5	
5x5	
2,5x2,5	

NERO



20x60	15x15
10x60	20x20
10x30	10x10
30x30	5x20
10x20	6x25
5x5	
5x5	
2,5x2,5	
3x10	

LUCIDI

TALCO



20x60	15x15
10x60	20x20
10x30	10x10
30x30	-
10x20	6x25
5x5	
5x5	
2,5x2,5	
3x10	

SALGEMMA



20x60	-
10x60	20x20
10x30	10x10
-	-
-	-
5x5	
5x5	
2,5x2,5	
3x10	

PIOMBO



-	-
-	20x20
-	10x10
-	-
-	-
5x5	
5x5	
2,5x2,5	

PIRITE




-	-
-	20x20
-	10x10
-	-
-	-
5x5	
5x5	
2,5x2,5	

ARSENICO



-	-
-	20x20
-	10x10
-	-
10x20	-
5x5	
5x5	
2,5x2,5	

LAVA



20x60	-
10x60	20x20
10x30	10x10
-	-
-	6x25
5x5	
5x5	
2,5x2,5	
3x10	

ANTISLIP R10 A+B

LECCO



20x20	
10x10	
5x5	

ONNO



20x20	
10x10	
5x5	

BINDO



20x20	
10x10	
5x5	



MATT

COTONE



20x60	15x15
10x60	20x20
10x30	10x10
30x30	5x20
10x20	6x25
5x5	
5x5	
2,5x2,5	
3x10	

CANAPA



20x60	-
10x60	20x20
10x30	10x10
-	5x20
-	-
5x5	
5x5	
2,5x2,5	

CARAMELLO



-	-
-	20x20
-	10x10
-	5x20
-	-
5x5	
5x5	
2,5x2,5	

TORTORA



20x60	-
10x60	20x20
10x30	10x10
-	5x20
-	6x25
5x5	
5x5	
2,5x2,5	

TESTA DI MORO



-	-
-	20x20
-	10x10
-	5x20
-	-
-	-
5x5	
2,5x2,5	

LUCIDI

NAVONA



20x60	-
10x60	20x20
10x30	10x10
-	-
-	6x25
5x5	
5x5	
2,5x2,5	
3x10	

ALABASTRO



-	-
-	20x20
-	10x10
-	-
-	-
5x5	
5x5	
2,5x2,5	

MATT

BANANA



-	-
-	20x20
-	10x10
-	5x20
-	-
5x5	
5x5	
2,5x2,5	

CEDRO



-	-
-	20x20
-	10x10
-	5x20
-	-
5x5	
5x5	
2,5x2,5	

VANADIO



20x60	-
10x60	20x20
10x30	10x10
-	5x20
-	6x25
5x5	
5x5	
2,5x2,5	

CROMO




-	-
-	20x20
-	10x10
-	5x20
-	-
5x5	
5x5	
2,5x2,5	

PAPRIKA



-	-
-	20x20
-	10x10
-	5x20
-	6x25
5x5	
5x5	
2,5x2,5	

CORALLO



-	-
-	20x20
-	10x10
-	5x20
-	-
5x5	
5x5	
2,5x2,5	

VERMIGLIO



20x60	-
10x60	20x20
10x30	10x10
-	5x20
-	-
5x5	
5x5	
2,5x2,5	

LUCIDI

ZIRCONE



-	-
-	20x20
-	10x10
-	-
-	-
5x5	
5x5	
2,5x2,5	

ZOLFO



-	-
-	20x20
-	10x10
-	-
-	-
5x5	
5x5	
2,5x2,5	


ARENARIA



-	-
-	20x20
-	10x10
-	-
-	-
5x5	
5x5	
2,5x2,5	


MATT

POMPELMO



-	-
-	20x20
-	10x10
-	5x20
-	6x25
5x5	
5x5	
2,5x2,5	

MALVA



-	-
-	20x20
-	10x10
-	5x20
-	6x25
5x5	
5x5	
2,5x2,5	

INDACO



-	-
-	20x20
-	10x10
-	5x20
-	-
5x5	
5x5	
2,5x2,5	

MELANZANA



-	-
-	20x20
-	10x10
-	5x20
-	-
5x5	
5x5	
2,5x2,5	

COBALTO



20x60	-
10x60	20x20
10x30	10x10
-	5x20
-	6x25
5x5	
5x5	
2,5x2,5	

LUCIDI

AZZURRO



-	-
-	20x20
-	10x10
-	5x20
-	-
5x5	
5x5	
2,5x2,5	

MARINA



-	-
-	20x20
-	10x10
-	5x20
-	-
5x5	
5x5	
2,5x2,5	

GALASSIA



-	-
-	20x20
-	10x10
-	5x20
-	-
5x5	
5x5	
2,5x2,5	

POLVERE



20x60	-
10x60	20x20
10x30	10x10
-	5x20
-	6x25
5x5	
5x5	
2,5x2,5	

PIOGGIA



20x60	-
10x60	20x20
10x30	10x10
-	5x20
-	6x25
5x5	
5x5	
2,5x2,5	

NOTTE



-	-
-	20x20
-	10x10
-	5x20
-	-
5x5	
5x5	
2,5x2,5	

AVIO



-	-
-	20x20
-	10x10
-	5x20
-	-
5x5	
5x5	
2,5x2,5	

NAVY



-	-
-	20x20
-	10x10
-	-
-	-
5x5	
5x5	
2,5x2,5	

PETROLIO



-	-
-	20x20
-	10x10
-	-
-	-
5x5	
5x5	
2,5x2,5	

BERILLO



-	-
-	20x20
-	10x10
-	-
-	-
5x5	
5x5	
2,5x2,5	

ANTISLIP R10 A+B

MATT

BAIA



-	-
-	20x20
-	10x10
-	5x20
-	-
5x5	-
5x5	-
2,5x2,5	-

SALVIA



-	-
-	20x20
-	10x10
-	5x20
-	6x25
5x5	-
5x5	-
2,5x2,5	-

EDERA



20x60	-
10x60	20x20
10x30	10x10
-	5x20
-	6x25
5x5	-
5x5	-
2,5x2,5	-

ALOE




20x60	-
10x60	20x20
10x30	10x10
-	5x20
-	6x25
5x5	-
5x5	-
2,5x2,5	-

ANICE



-	-
-	20x20
-	10x10
-	5x20
-	6x25
5x5	-
5x5	-
2,5x2,5	-

FELCE



-	-
-	20x20
-	10x10
-	5x20
-	6x25
5x5	-
5x5	-
2,5x2,5	-

LUCIDI

TUNDRA



-	-
-	20x20
-	10x10
-	-
-	-
5x5	-
5x5	-
2,5x2,5	-

SILICIO




-	-
-	20x20
-	10x10
-	-
-	-
5x5	-
5x5	-
2,5x2,5	-

STAGNO



-	-
-	20x20
-	10x10
-	-
-	-
5x5	-
5x5	-
2,5x2,5	-

RAME



-	-
-	20x20
-	10x10
-	-
-	-
5x5	-
5x5	-
2,5x2,5	-

MATT

MELA



20x60	-
10x60	20x20
10x30	10x10
-	5x20
-	-
5x5	-
5x5	-
2,5x2,5	-

KIWI



-	-
-	20x20
-	10x10
-	5x20
-	-
5x5	-
5x5	-
2,5x2,5	-

AVOCADO



-	-
-	20x20
-	10x10
-	5x20
-	-
5x5	-
5x5	-
2,5x2,5	-

LUCIDI

LIME



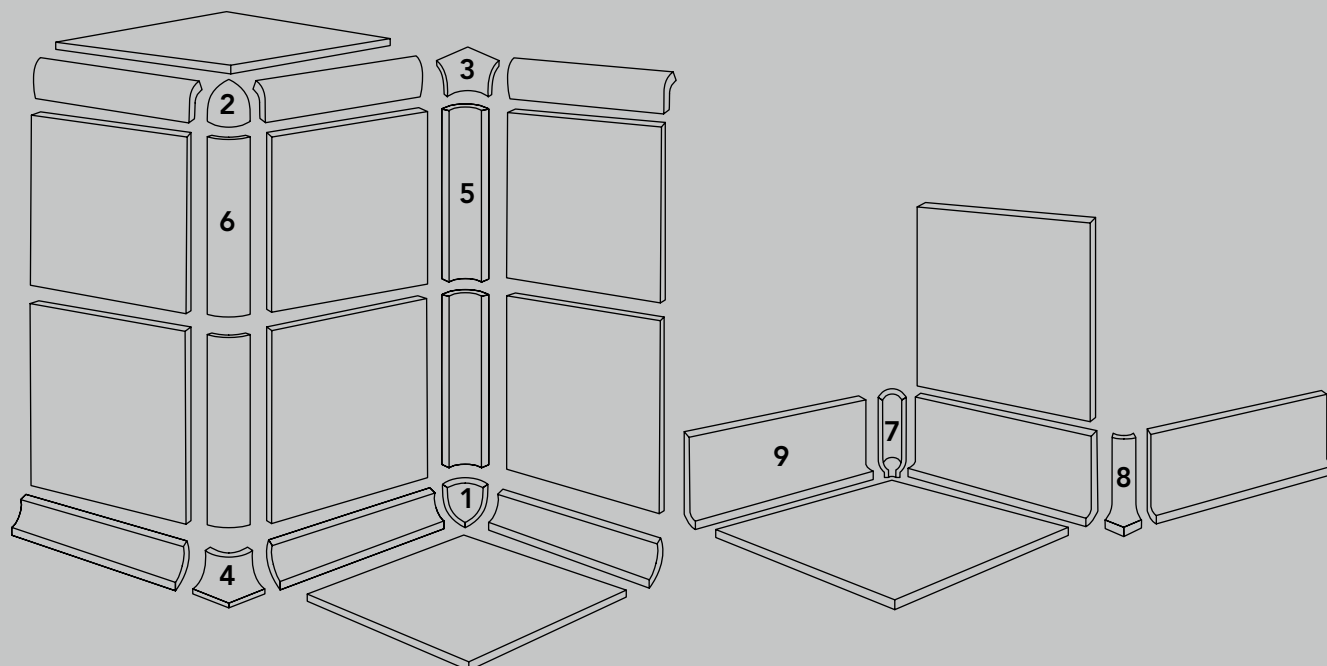
-	-
-	20x20
-	10x10
-	-
-	-
5x5	-
5x5	-
2,5x2,5	-

# Pezzi speciali

## SPECIAL TRIMS

La collezione è coordinata da una ampia gamma di pezzi speciali perfettamente modulari tra loro, disponibili nei 40 colori matt, in gres porcellanato smaltato, nelle stesse caratteristiche tecniche ed estetiche dei prodotti ai quali sono abbinati.

The collection is coordinated to a wide special trims range, all perfectly modular, available in 40 matt colours in glazed porcelain stoneware, with the same technical and aesthetic features as their matching tiles.



**1**  
**CONCHIGLIA INTERNA**  
INTERNAL ACORN  
2,5x2,5 . 1"x1"



**2**  
**CONCHIGLIA ESTERNA**  
EXTERNAL ACORN  
2,5x2,5 . 1"x1"




**3**  
**PIEDOCA INTERNA**  
INTERNAL ELEPHANT'S FOOT  
2,5x2,5 . 1"x1"



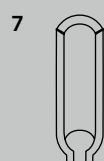
**4**  
**PIEDOCA ESTERNA**  
EXTERNAL ELEPHANT'S FOOT  
2,5x2,5 . 1"x1"




**5**  
**CANALETTA INTERNA**  
INTERNAL COVE  
2,5x20 . 1"x8"



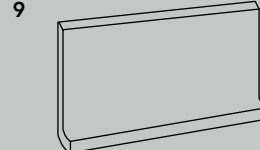
**6**  
**CANALETTA ESTERNA**  
EXTERNAL COVE  
2,5x20 . 1"x8"



**7**  
**ANGOLO INTERNO**  
INTERNAL ANGLE  
2,5x10 . 1"x4"



**8**  
**ANGOLO ESTERNO**  
EXTERNAL ANGLE  
2,5x10 . 1"x4"



**9**  
**COVE BASE**  
COVE BASE  
10x20 . 4"x8"



# Modularità

## MODULARITY

La collezione è composta da diversi formati e pezzi speciali, perfettamente modulari tra loro per consentire un'infinita varietà di soluzioni di posa.

Il calibro costante, l'assoluta planarità e ortogonalità delle superfici permette la composizione modulare dei diversi formati e offre al progettista soluzioni compositive originali e innovative per l'edilizia pubblica e residenziale.

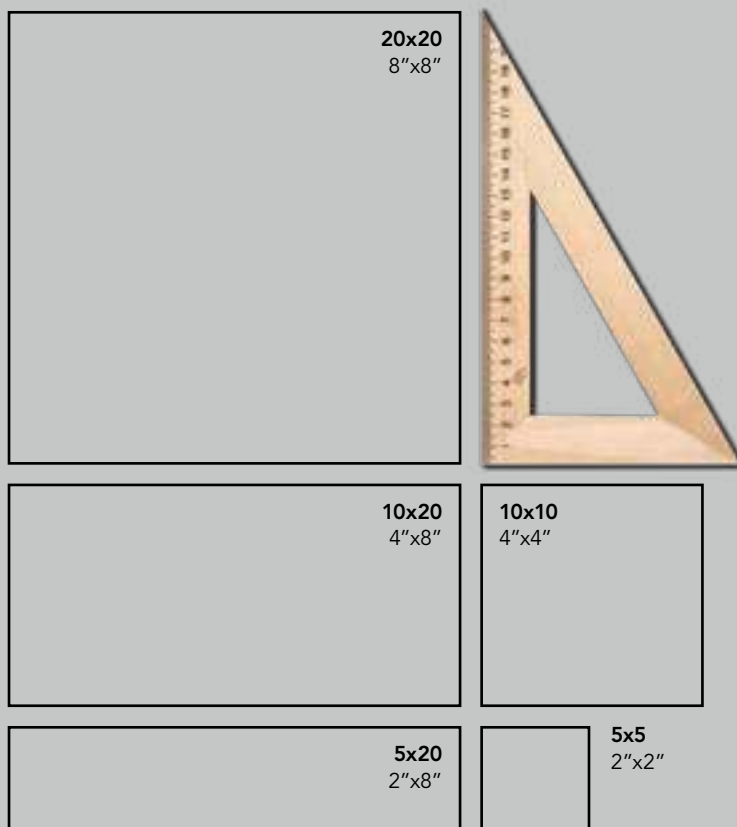
Gres porcellanato smaltato classificato gruppo B1b - assorbimento acqua compreso tra 0,5 e 3% - adatto per posa all'interno ed esterno.

Realizzato nei formati: 5x5 / 6x25 / 7,5x7,5 / 7,5x15 / 10x10 / 15x15 / 5x20 / 10x20 / 20x20 / 10x60 / 20x60 / 10x30 / 30x30 e nei formati su rete 3x10 / 5x5 / 2,5x2,5.

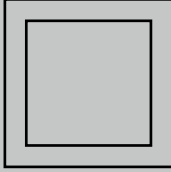
The perfect modularity of sizes and special trims allows an endless variety of laying solutions.

The constant caliber, the absolute flatness and orthogonality of the surfaces allows many modular compositions of the different formats, colours and finishes available in our range and offers the designer original solutions for residential and public projects.


Porcelain stoneware belonging to B1b group - water absorption between 0,5 and 3% - suitable for in - and outdoor. Available in sizes: 5x5 / 7,5x7,5 / 7,5x15 / 10x10 / 15x15 / 5x20 / 6x25 / 10x20 / 20x20 / 10x60 / 20x60 / 10x30 / 30x30 and mesh mounted 3x10 / 5x5 / 2,5x2,5.




7,5x7,5 reverso  
3"x3"




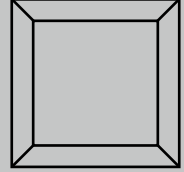
7,5x15 reverso  
3"x6"



7,5x15 diamantato  
3"x6"



7,5x7,5 diamantato  
3"x3"




30x30  
12"x12"




7,5x15  
3"x6"



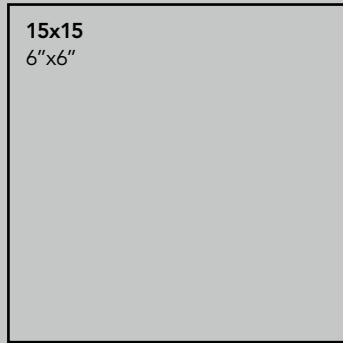
5x5 su rete  
2"x2" on mesh





2,5x2,5 su rete  
1"x1" on mesh




10x30  
4"x12"



15x15  
6"x6"



10x60  
4"x24"



20x60  
8"x24"



6 × 25

# GRES PORCELLANATO

PORCELAIN STONEWARE





# 6x25

48 — Matt\_Lucido

# 6x25

LUCIDO / MATT


## COLLECTION



TALCO  
LUCIDO



NAVONA  
LUCIDO




LAVA  
LUCIDO




BIANCO  
MATT




QUARZO  
MATT



PERLA  
MATT



TORBA  
MATT




NERO  
MATT




COTONE  
MATT




TORTORA  
MATT




EDERA  
MATT




ALOE  
MATT




ANICE  
MATT




FELCE  
MATT




POLVERE  
MATT




PIOGGIA  
MATT




SALVIA  
MATT




COBALTO  
MATT




MALVA  
MATT




POMPELMO  
MATT



PAPRIKA  
MATT



RUBINO  
MATT



VANADIO  
MATT

FORMATO	DIMENSIONI (mm)	SPESSORE (mm)	kg / mq	mq / box	pcs / box	box / pallet	mq / pallet
6x25 LUCIDO	61x250	6,8	14	1,00	66	60	60
6x25 MATT	61x250	6,8	14	1,00	66	60	60





6x25 2,36"x9,84" . MATT



COBALTO

Il listello 6x25 in gres porcellanato è prodotto in 20 colori matt, 3 lucidi e 5 full body.

Questa ampia varietà di colori e finiture insieme alla snella forma rettangolare, lo rendono non solo un prodotto tecnico, ma anche uno elemento di decoro, permettendo molteplici possibilità di posa e numerose combinazioni di colore.

E' ideale per ambienti moderni, dal tocco giovanile, ma si adatta altrettanto bene all'utilizzo esterno, in facciate e riqualifiche di edifici.

6x25 gres porcelain tile is available in 20 mat, 3 gloss and 5 full body colours.

This vast range of colours and finishing along with its slim rectangular shape make this item not only a technical, but also a decorative product: it allows numerous laying patterns and several colour combinations.

It is ideal in contemporary settings with a youthful touch, as well as in outdoor façades and building renovations.



6x25 2,36"x9,84" . MATT



POLVERE



ALOE



EDERA


*Versatile e* colorato



6x25 2,36"x9,84" . LUCIDO / MATT



SALVIA



6x25 2,36"x9,84" . MATT



FELCE



ANICE



TORTORA



6x25 2,36"x9,84" . LUCIDO / MATT



MALVA





6x25 2,36"x9,84" . MATT



POMPELMO



6x25 2,36"x9,84" . LUCIDO / MATT



TALCO

BIANCO

ANICE

FELCE

ALOE

EDERA

QUARZO

# Colori e finiture



6x25 2,36"x9,84" . LUCIDO



LAVA

6x25 2,36"x9,84" . MATT



TORBA

NERO



**GRES  
PORCELLANATO  
SMALTATO**  
GLAZED PORCELAIN STONEWARE



# METRO

- 58 — Metro
- 74 — Reverso
- 80 — 20x20 Ottagono

# Metro

LUCIDO . MATT

COLLECTION

---



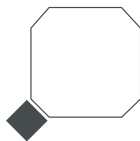
7,5x7,5 DIAMANTATO  
3"x3"



7,5x15 DIAMANTATO  
3"x6"



7,5x15  
3"x6"



20x20 OTTAGONO  
8"x8"



= A PAVIMENTO  
FLOOR



= A RIVESTIMENTO  
WALL



= TINTE CORRELATE  
MATCHING COLOURS




# Nuance


---




TALCO  
LUCIDO



PIOMBO  
LUCIDO




LAVA  
LUCIDO




PETROLIO  
LUCIDO



NAVONA  
LUCIDO




RAME  
LUCIDO




GRANATO  
LUCIDO




BIANCO  
MATT




NERO  
MATT




MALVA  
MATT




EDERA  
MATT



POLVERE  
MATT

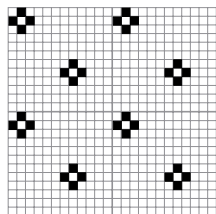
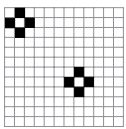


SILVER  
LUCIDO



GOLD  
LUCIDO





2,5x2,5 SU RETE 1"x1" ON MESH



BIANCO



NERO

7,5x15 3"x6" . DIAMANTATO MATT



BIANCO





7,5x15 3"x6" . DIAMANTATO LUCIDO



GRANATO

METRO COLLECTION



7,5x15 3"x6" . DIAMANTATO MATT



POLVERE

*effetto*  
tridimensionale



7,5x15 3"x6" . DIAMANTATO LUCIDO



TALCO



GOLD

Una collezione vintage che ripropone un classico tipico del metrò parigino, dei primi anni del secolo scorso, nei formati: 7,5x7,5 e 7,5x15 diamantato, 7,5x15.

La serie è di particolare effetto grazie al suo aspetto tridimensionale e al gioco di luce ed ombra che la sua superficie sfaccettata crea in presenza della diversa illuminazione.

La gamma di colori riproposta in colori tradizionali, grazie ai molteplici pezzi speciali a completamento rende le serie metro fruibile in diversi ambienti sia pubblici sia privati.

A vintage collection which proposes a typical classic tile being used in Parisian underground stations since last Century.

Its three dimensional look is really catching and the cut surface creates light and shade effects under lighting.

The traditional colours and the various matching special trims make Metro range suitable both for public and private locations.



7,5x15 3"x6" . DIAMANTATO LUCIDO



RAME

*gioco*  
di luci



7,5x15 3"x6" . DIAMANTATO LUCIDO



PETROLIO



7,5x15 3"x6" . DIAMANTATO LUCIDO



TALCO

LAVA

20x20 8"x8" . OTTAGONO LUCIDO



TALCO

5x5 2"x2" . LUCIDO



LAVA

*un must*  
**sempre attuale**

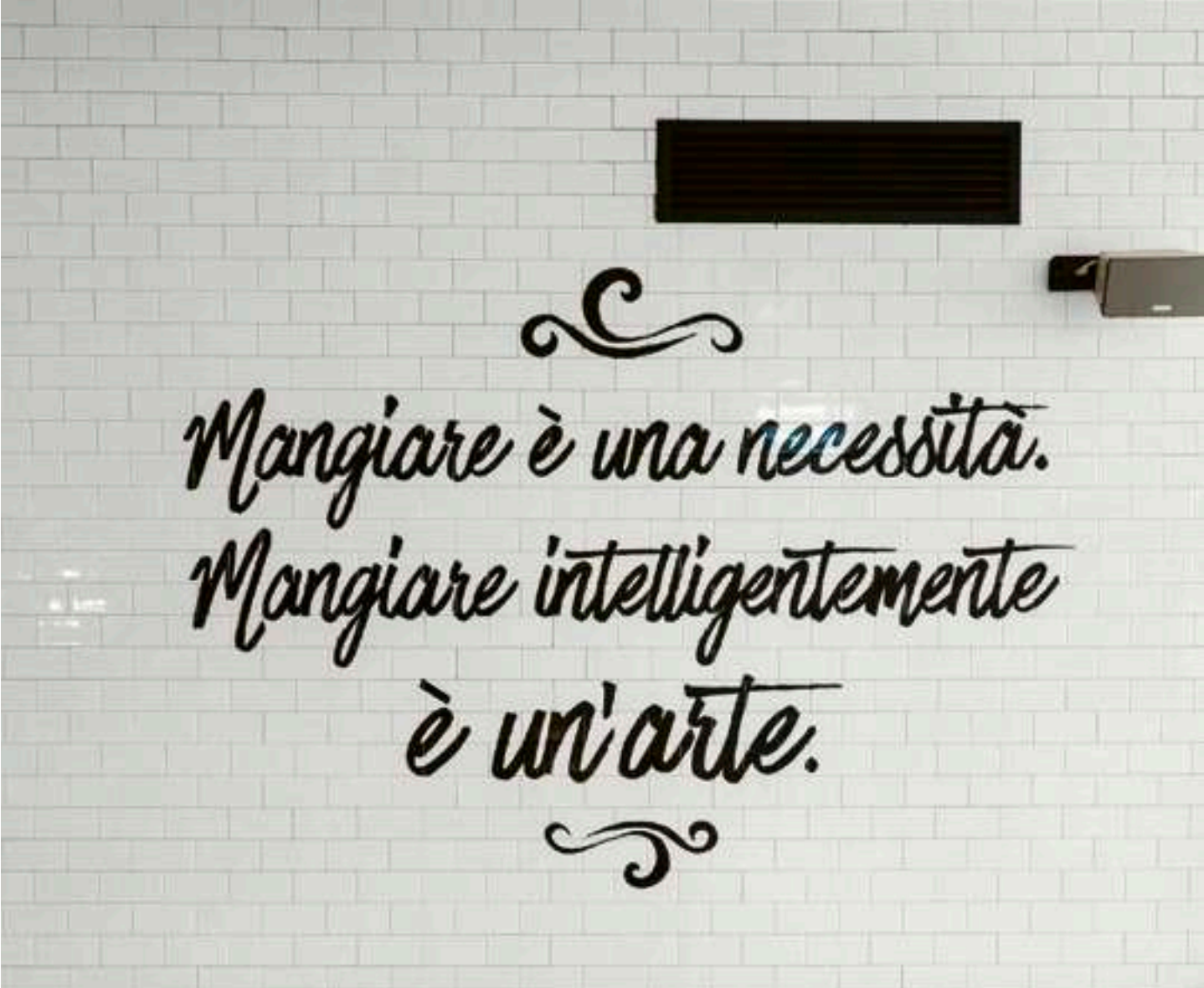


7,5x15 3"x6" . LUCIDO



TALCO





Mangiare è una necessità.  
Mangiare intelligentemente  
è un'arte.



7,5x15 3"x6" . LUCIDO E TRANSFER



TALCO

# Formati & Colori

## SIZES AND COLOURS



\* VEDI AVVERTENZE PAG. 167

FORMATO	DIMENSIONI (mm)	SPESSORE (mm)	kg / mq	mq / box	pcs / box	box / pallet	mq / pallet
7,5x15	73,5x148,5	6,5 mm	14	1,00	88	85	85,00
7,5x15 diamantato	73,5x148,5	9 mm	15	1,00	88	80	80,00
7,5x7,5 diamantato	73,5x73,5	9 mm	15	-	-	-	-
20x20 ottagonio	200x200	5,5 mm	13	1,50	40	57	85,50


LUCIDI

TALCO



7,5x7,5 diamantato  
7,5x15  
7,5x15 diamantato  
-  
20x20 ottagonò\*\*

PIOMBO




7,5x7,5 diamantato  
7,5x15  
7,5x15 diamantato  
-  
-

NAVONA




7,5x7,5 diamantato  
7,5x15  
7,5x15 diamantato  
-  
-

LAVA




7,5x7,5 diamantato  
7,5x15  
7,5x15 diamantato  
-  
-

GRANATO




7,5x7,5 diamantato  
7,5x15  
7,5x15 diamantato  
-  
-

PETROLIO




7,5x7,5 diamantato  
7,5x15  
7,5x15 diamantato  
-  
-

RAME




7,5x7,5 diamantato  
7,5x15  
7,5x15 diamantato  
-  
-

SILVER



-  
-  
7,5x15 diamantato  
-  
-

GOLD



-  
-  
7,5x15 diamantato  
-  
-


MATT

BIANCO




7,5x7,5 diamantato  
-  
7,5x15 diamantato  
-  
20x20 ottagonò\*\*

NERO




7,5x7,5 diamantato  
-  
7,5x15 diamantato  
-  
20x20 ottagonò\*\*

MALVA




7,5x7,5 diamantato  
-  
7,5x15 diamantato  
-  
-

POLVERE



7,5x7,5 diamantato  
-  
7,5x15 diamantato  
-  
-

EDERA



7,5x7,5 diamantato  
-  
7,5x15 diamantato  
-  
-

COTONE




-  
-  
-  
-  
20x20 ottagonò\*\*

QUARZO



-  
-  
-  
-  
20x20 ottagonò\*\*

TORBA



-  
-  
-  
-  
20x20 ottagonò\*\*

\*\* VEDI PAG. 80 per tutti colori disponibili del 20x20 ottagonò  
SEE PAG. 80 for all available colors of the 20x20 octagon

# Reverso

## LUCIDO . MATT COLLECTION

---




7,5x7,5 REVERSO  
3"x3"



7,5x15 REVERSO  
3"x6"




TALCO  
LUCIDO



LAVA  
LUCIDO




BIANCO  
MATT




NERO  
MATT




PIOGGIA  
MATT



ANICE  
MATT



POMPELMO  
MATT



PAPRIKA  
MATT

 = A RIVESTIMENTO  
WALL

 = TINTE CORRELATE  
MATCHING COLOURS





7,5x15 3"x6" . REVERSO MATT



BIANCO



PIOGGIA

10x10 4"x4" . OTTAGONO MATT




FLUORO

5x5 2"x2" . MATT



ZAFFIRO

*profondità*  
e prospettiva



7,5x15 3"x6" . REVERSO MATT



BIANCO



PAPRIKA



7,5x15 3"x6" . REVERSO MATT



ANICE





7,5x15 3"x6" . REVERSO MATT



POMPELMO


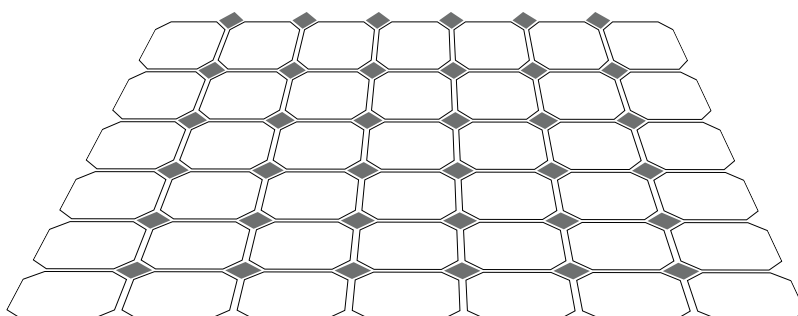
# 20x20 ottagono



5x5  
2" x 2"



20x20 OTTAGONO  
8" x 8"



TALCO  
LUCIDO




BIANCO  
MATT




COTONE  
MATT



QUARZO  
MATT



NERO  
MATT



TORBA  
MATT



= A PAVIMENTO  
FLOOR



= A RIVESTIMENTO  
WALL



= TINTE CORRELATE  
MATCHING COLOURS

20x20 OTTAGONO  
disponibile nei colori bianco, cotone, quarzo, nero, torba matt e talco lucido, da abbinare al formato 5x5, disponibile in tutti i 40 colori matt e 20 colori lucidi.

20x20 OTTAGONO  
bianco, cotone, quarzo, nero, torba matt and talco glossy to match with 5x5, available in 40 matt and 20 glossy colours.



Crea la tua composizione sul nostro sito [www.cesiceramica.it](http://www.cesiceramica.it) selezionando PROGETTA ON-LINE  
Create your compositions on the web site [www.cesiceramica.it](http://www.cesiceramica.it), COMPOSE ON-LINE



20x20 8"x8" . OTTAGONO MATT

5x5 2"x2" . MATT



BIANCO



LAVA



20x20 8"x8" . OTTAGONO MATT



BIANCO

5x5 2"x2" . MATT



NERO

PROGETTO BY:  
Lagust (Laboratorio del Gusto)  
Angela T. Basile Domenico Potenza ARCHITETTI  
BaPo Studio Cirò Marina (KR)



20x20 8"x8" . MATT



COTONE

20x20 8"x8" . OTTAGONO MATT



COTONE


5x5 2"x2" . LUCIDO



ALABASTRO


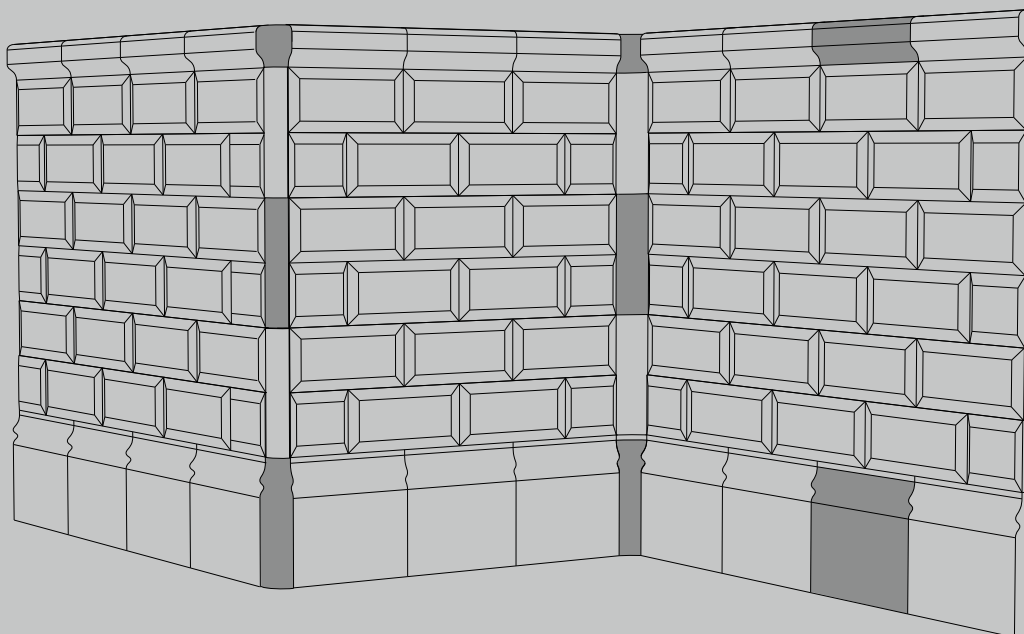
*Pezzi*  
speciali

SPECIAL TRIMS



La serie metro si completa con i suoi pezzi speciali in gres porcellanato smaltato.  
 Sempre più richiesti, sia per questioni di igiene e sicurezza, che per il loro valore estetico, facilitano la posa e donano un gusto squisitamente retrò agli ambienti.

Special trims in glazed porcelain stoneware integrate metro range.  
 They are more and more demanded, both for safety and hygiene matters and for their aesthetic value.  
 Special trims simplify the laying and give a delighfull retrò taste to the settings.



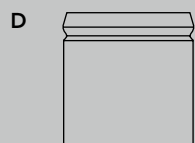
**FINALE**  
5x15 cm.



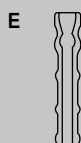
**ANGOLO INTERNO FINALE**




**ANGOLO ESTERNO FINALE**




**BATTISCOPIA**  
15x15 cm.



**ANGOLO INTERNO BATTISCOPIA**




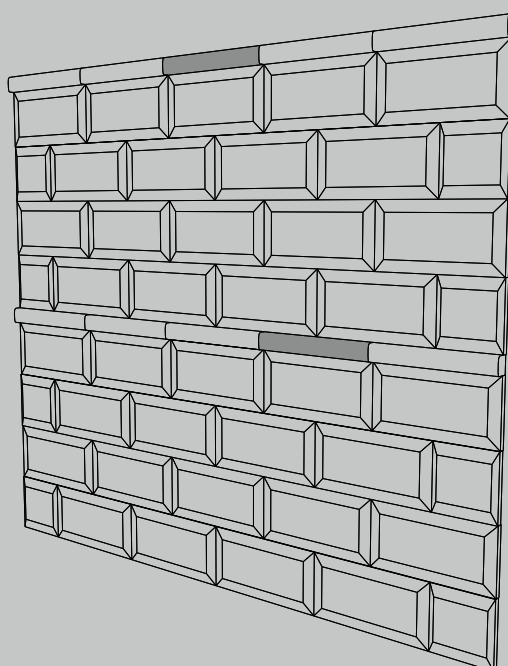
**ANGOLO ESTERNO BATTISCOPIA**



**CANALETTA INTERNA**  
3x15 cm.




**CANALETTA ESTERNA**  
3x15 cm.



**LISTELLO**  
2x15 cm.

NOTA: la modularità tra i pezzi speciali e le piastrelle è garantita da una fuga di almeno 3 mm.  
 NOTE: modularity between special trims and tiles is granted by a 3 mm grout.



GRES  
PORCELLANATO  
SMALTATO  
GLAZED PORCELAIN STONEWARE





# I MOSAICI

88 \_\_\_\_ Le Tinte Unite

94 \_\_\_\_ Le Fantasia


114 \_\_\_\_ 3x10

# Le Tinte Unite


LUCIDO . MATT

## MOSAIC COLLECTION

---



2,5x2,5 SU RETE  
1"x1" ON MESH



5x5 SU RETE  
2"x2" ON MESH

Una gamma di 40 colori matt e 20 colori lucidi nel formato 2,5x2,5 o 5x5 per realizzare infinite composizioni cromatiche e la massima personalizzazione dei progetti.

A range of 40 matt and 20 glossy colours in sizes 2.5x2.5 or 5x5, available to achieve endless chromatic compositions and fully projects personalization.



= A PAVIMENTO  
FLOOR



= A RIVESTIMENTO  
WALL



= TINTE CORRELATE  
MATCHING COLOURS



5x5 SU RETE 2"x2" ON MESH . MATT



ANTRACITE

5x5 SU RETE 2"x2" ON MESH . MATT




VANADIO

# Nuance *Matt*

---




BIANCO  
MATT




NERO  
MATT




QUARZO  
MATT



PERLA  
MATT




ANTRACITE  
MATT




TORBA  
MATT




COTONE  
MATT




CANAPA  
MATT



CARAMELLO  
MATT




TORTORA  
MATT




TESTA DI MORO  
MATT




BANANA  
MATT




CEDRO  
MATT



VANADIO  
MATT




CROMO  
MATT




PAPRIKA  
MATT




CORALLO  
MATT




VERMIGLIO  
MATT




RUBINO  
MATT




MALVA  
MATT




POMPELMO  
MATT




INDACO  
MATT




MELANZANA  
MATT




COBALTO  
MATT




AVIO  
MATT




GALASSIA  
MATT




PIOGGIA  
MATT




POLVERE  
MATT



NOTTE  
MATT



AZZURRO  
MATT



MARINA  
MATT




BAIA  
MATT




SALVIA  
MATT




EDERA  
MATT




ALOE  
MATT



ANICE  
MATT




FELCE  
MATT



MELA  
MATT




KIWI  
MATT



AVOCADO  
MATT

# *Lucidi* Nuance

---



Realizza il tuo progetto utilizzando il mosaico in TINTA UNITA nel formato 2,5x2,5 o 5x5 nella versione Matt o Lucida utilizzando un'unica nuance di colore puro o miscelandolo in diverse combinazioni nelle FANTASIE in svariati colori e abbinamenti cromatici e di superficie

Make your own project by using our 2.5x2.5 or 5x5 mosaics on 30x30 sheets.

You can use mat or glossy TINTA UNITA or trigger your FANTASIE mixing shades and finishing for a unique and customized outcome.

## *Progetto* creativo

*progetta on-line  
le tue composizioni*


CESICERAMICA.IT



2,5x2,5 SU RETE 1"x1" ON MESH. MATT



MALVA



5x5 SU RETE 2"x2" ON MESH . FULLBODY



AVOCADO

5x5 SU RETE 2"x2" ON MESH . FULLBODY




SODIO

# Le Fantasie


LUCIDI . MATT . MIX MATT E LUCIDI

## MIX MOSAIC COLLECTION

---



**LE MISCELE**  
2,5x2,5 SU RETE  
1"x1" ON MESH



**LE MISCELE**  
5x5 SU RETE  
2"x2" ON MESH

Una gamma di 40 colori matt e 20 colori lucidi nel formato 2,5x2,5 o 5x5 per realizzare infinite composizioni cromatiche e la massima personalizzazione dei progetti.

Crea la tua miscela esclusiva utilizzando fino a 6 colori della nostra collezione MATT e LUCIDI:  
visita il sito [www.cesiceramica.it](http://www.cesiceramica.it).

A range of 40 matt and 20 glossy colours in sizes 2.5x2.5 or 5x5, available to achieve endless chromatic compositions and fully projects personalization.

Make your own exclusive mix in 2.5x.5 and 5x5 by using up to 6 colours of our matt and high-glossy range, visit our web site:  
[www.cesiceramica.it](http://www.cesiceramica.it).



= A PAVIMENTO  
FLOOR




= A RIVESTIMENTO  
WALL



= TINTE CORRELATE  
MATCHING COLOURS





MIX 6 COLORI . 2,5x2,5 SU RETE 1"x1" ON MESH . LUCIDO/MATT



COBALTO



INDACO



AVIO



MELANZANA



BAIA



BERILLO

2,5x2,5 SU RETE 1"x1" ON MESH . MATT




MELANZANA

# Le miscele


Due, tre o quattro colori a scelta con % fisse. Matt e/o Lucidi per realizzare accostamenti cromatici sempre diversi. Disponibile nel formato 2,5x2,5 e 5x5.

## 2,5x2,5 SU RETE 1"x1" ON MESH


Modulo 30x30 Module 12"x12"




**COPPIA**  
mix 2 colori 50%  
2 colours mix 50%




**TRIS**  
mix 3 colori 33%  
3 colours mix 33%




**POKER**  
mix 4 colori 25%  
4 colours mix 25%



**JOLLY**  
mix da 2 a 6 colori  
% a richiesta  
from 2 to 6 colours mix  
% upon request



**MIX 5 COLORI**  
mix 5 colori  
5 colours mix 20%




**MIX 6 COLORI**  
mix 6 colori  
6 colours mix 17%




# Le geometrie


## PATTERNS



**SCACCHIERA**  
2 colori 50%  
chessboard



**LINEE**  
2 colori  
2 colours




**CUSTOMIZED**  
mix 2 - max 6 colori  
decoro personalizzato  
mix 2 colori max 6 colours  
customize pattern




Two, three or four colours with fix % to choose in matt or glossy finish to achieve always different combinations and designs.  
Available in size 2,5x2,5 and 5x5.

### 5x5 SU RETE 2"x2" ON MESH

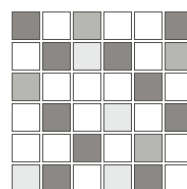
Modulo 30x30 Modulo 12"x12"



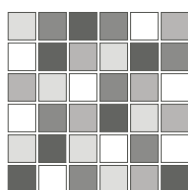
**COPPIA**  
mix 2 colori 50%  
2 colours mix 50%




**TRIS**  
mix 3 colori 33%  
3 colours mix 33%




**POKER**  
mix 4 colori 25%  
4 colours mix 25%



**JOLLY**  
mix da 2 a 6 colori  
% a richiesta  
from 2 to 6 colours mix  
% upon request




**MIX 5 COLORI**  
mix 5 colori  
5 colours mix 20%




**MIX 6 COLORI**  
mix 6 colori  
6 colours mix 17%




## PATTERNS



**SCACCHIERA**  
2 colori 50%  
chessboard





**LINEE**  
2 colori  
2 colours



**CUSTOMIZED**  
mix 2 - max 6 colori  
deco personalizzato  
mix 2 colori max 6 colours  
customize pattern



Componi le tue fantasie sul nostro sito [www.cesiceramica.it](http://www.cesiceramica.it) selezionando la voce PROGETTA ON-LINE (Le Fantasie - 2,5x2,5 - 5x5)  
Create your compositions on the web site [www.cesiceramica.it](http://www.cesiceramica.it), COMPOSE ON-LINE (Le Fantasie - 2,5x2,5 - 5x5)



POKER 4 COLORI . 5x5 SU RETE 2"x2" ON MESH . MATT



KIWI




MELA



EDERA



ALOE



MIX 5 COLORI . 5x5 SU RETE 2"x2" ON MESH . MATT



RUBINO



MALVA



INDACO



GRANATO




COTONE

10x10 4"x4" . LUCIDO



GRANATO



POKER 4 COLORI . 5x5 SU RETE 2"x2" ON MESH . MATT



QUARZO




PERLA



NERO



BIANCO



COPPIA 2 COLORI . 2,5x2,5 SU RETE 1"x1" ON MESH . LUCIDO / MATT



LAVA

TORBA



TRIS 3 COLORI . 2,5x2,5 SU RETE 1"x1" ON MESH . MATT



CARMELLO




PAPRIKA



POMPELMO





PKER 4 COLORI . 2,5x2,5 SU RETE 1"x1" ON MESH . MATT



SALVIA

FELCE

EDERA

ALOE

# degradé

## DEGRADÉ MOSAIC

### 8 MODULI

30x30 Fogli 12"x12" Sheets

8 fogli 30x30 cm assemblati su rete con tessere 2,5x2,5 o 5x5 in un mix da min 2 colori a max 6 colori a scelta Matt/Lucido, degradanti progressivamente.

Modular graded panels of 8 sheets made by 2,5x2,5 or 5x5 mesh mounted tiles, mixed from minimum of 2 to maximum of 6 selected colours in matt and/or glossy finishing, degradanti progressively.

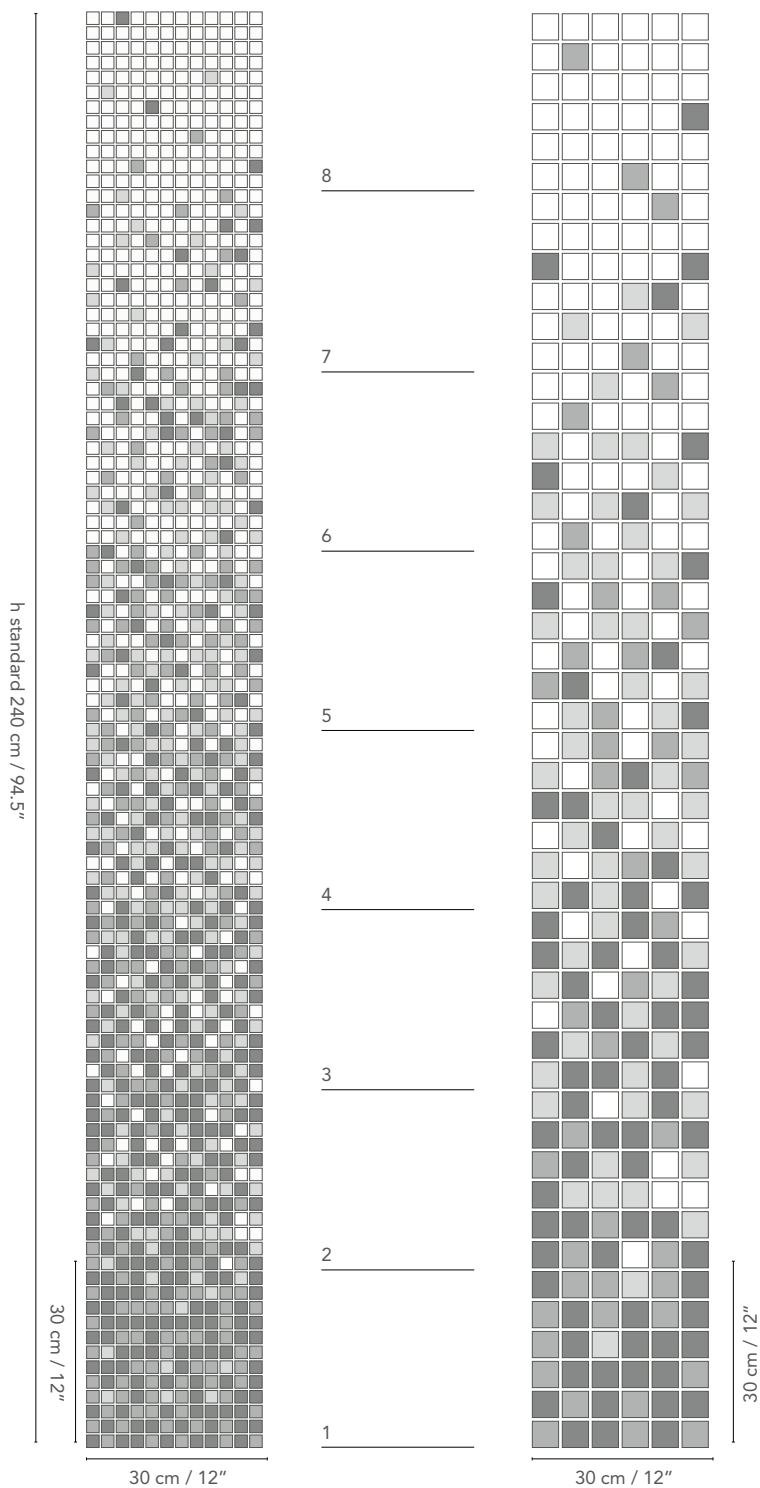



Componi le tue fantasie sul nostro sito [www.cesiceramica.it](http://www.cesiceramica.it) selezionando la voce PROGETTA ON-LINE (Le Fantasie - 2,5x2,5 - 5x5)

Create your compositions on the web site [www.cesiceramica.it](http://www.cesiceramica.it), COMPOSE ON-LINE (Le Fantasie - 2,5x2,5 - 5x5)

2,5x2,5 1"x1"

5x5 2"x2"





DEGRADÉ 5 COLORI . 2,5x2,5 SU RETE 1"x1" ON MESH . MATT



NOTTE



PIOGGIA



MARINA



AZZURRO



BIANCO



2,5x2,5 SU RETE 1"x1" ON MESH . MATT



POLVERE

# Le geometrie

CUSTOMIZED



2,5x2,5 SU RETE 1"x1" ON MESH . MATT




BIANCO

NERO

VERMIGLIO

Le nostre proposte di decori geometrici, i cui colori e finiture sono a scelta del cliente, realizzati su moduli di rete in 30x30, sono di semplice posa, ma di grande impatto. Infinite combinazioni di colori e finiture caratterizzano le nostre soluzioni personalizzate. Progetti di design e decori artistici prendono vita su pavimenti e rivestimenti, con risultati unici dal forte carattere.

our proposals of geometrical patterns on 30x30 net modules, with customized colours and finishing, are easy to be fixed but really striking! Our tailored solutions are marked out by countless combinations of colours ; design projects and artistic decors come to life on walls and floors of strong personality.



SCACCHIERA . 5x5 SU RETE 2"x2" ON MESH . LUCIDO




LAVA



NAVONA

# Le geometrie

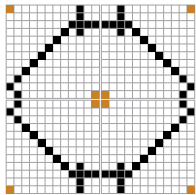

CUSTOMIZED



2,5x2,5 SU RETE 1"x1" ON MESH . MATT



BIANCO TORBA



2,5x2,5 SU RETE 1"x1" ON MESH . MATT



BIANCO

NERO

PAPRIKA


# temi

## CUSTOMIZED

Un disegno, una scritta, un logo, un simbolo... qualsiasi progetto viene scomposto e frammentato per ritrovare nuova vita nelle tessere colorate e diventare un prezioso mosaico. Non ci sono limiti alla realizzazione: le tessere premontate possono essere assemblate per creare grandi pareti a mosaico; tutta la gamma dei 40 colori matt e 20 lucidi 2,5x2,5, 5x5 cm è disponibile per creare sfumature e volumi: l'unico limite nei formati è la propria fantasia.

A drawing, a logo, a symbol, any kind of project is scomposed and splitted up in coloured tesseras finding a new life and becoming a preciuos mosaic.

Sizes 2,5x2,5 and 5x5 cms are available to create nuances and volumes: the only limit is your fantasy.



ROSA . 2,5x2,5 SU RETE 1"x1" ON MESH . MATT



VERMIGLIO



RUBINO



INDACO



MALVA




ALOE

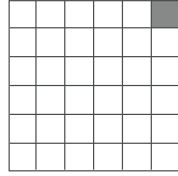


FELCE






**TESSERA**  
2,5x2,5 SU RETE  
1"x1" ON MESH



**TESSERA**  
5x5 SU RETE  
2"x2" ON MESH



**DELFINO**  
moduli 30x30 cm

tessere 2,5x2,5 cm  
dimensioni 180x180 cm



**DELFINO . 2,5x2,5 SU RETE 1"x1" ON MESH . MATT**



GALASSIA




AVIO



MARINA



AZZURRO



2,5x2,5 SU RETE 1"x1" ON MESH . MATT



NERO



VERMIGLIO



CORALLO



VANADIO



KIWI



MARINA



BIANCO



5x5 2"x2" , FULL BODY



  
SODIO

  
GRES

20x20 8"x8" , FULL BODY

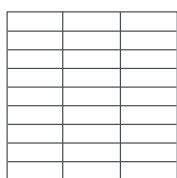
  
SODIO

  
XENO


# 3x10

LUCIDO . MATT

## MOSAIC COLLECTION




3x10 SU RETE  
1+1/8"x4" ON MESH




BIANCO  
MATT



QUARZO  
MATT




NERO  
MATT



COTONE  
MATT




TALCO  
LUCIDO



SALGEMMA  
LUCIDO



LAVA  
LUCIDO



NAVONA  
LUCIDO



= TINTE CORRELATE  
MATCHING COLOURS

FORMATO	DIMENSIONI (mm)	SPESSORE (mm)	kg / mq	mq / box	pcs / box	box / pallet	mq / pallet
3x10 su rete	300x300	5,5	11	1,00	-	40	40



3x10 SU RETE 1+1/8"x4" ON MESH . LUCIDO



LAVA



GRES PORCELLANATO  
SMALTATO E FULL BODY  
GLAZED AND UNGLAZED PORCELAIN STONEWARE









# TRANSFER

# Transfer

LUCIDO . MATT

## COLLECTION

---

	10x10 4"x4"
	15x15 6"x6"
	20x20 8"x8"
	10x30 4"x12"
	7,5x15 DIAMANTATO 3"x6"
	7,5x15 3"x6"

Il transfer rappresenta l'evoluzione dei sistemi di decorazione che, negli ultimi anni, hanno rivoluzionato il processo di decorazione delle piastrelle.

Grazie a queste tecniche, la piastrella da mero elemento di rivestimento per pareti e pavimentazioni si è trasformata in oggetto di arredamento di interni e di design, grazie a pattern colorati.

Ogni immagine, logo, foto, disegno può essere trasferita mantenendo le caratteristiche tecniche del supporto ceramico in gres porcellanato di resistenza alle abrasioni e agli acidi. Libertà di espressione negli ambienti privati ed un forte potenziale di comunicazione nei luoghi pubblici o di rappresentanza. I transfer possono essere realizzati sui formati 7,5x15, 7,5x15 diamantato, 10x10, 20x20, 10x30 e 15x15 su finitura lucida e/o matt.

Transfer is the evolution of decoration systems which, recently, transformed the decoration process.

Thanks to these techniques, tile is no more a mere covering element for walls and floors, but it becomes a real interior design part.

Any picture can be transferred keeping anyway the technical features of the ceramic tile, such as resistance to abrasion and acids. Freedom of communication in private places and strong impact in public places.

Transfer can be made on 7,5x15, 7,5x15 diamantato, 10x10, 20x20, 10x30 and 15x15 cms tiles.

Available in glossy or matt finishing.





# Unico ed esclusivo

Grazie alla nostra tecnologia è possibile creare la tua piastrella unica ed esclusiva in gres porcellanato matt o lucido.

Il prodotto, realizzato con il nostro sistema, rimane stabile nel tempo senza subire alterazioni. È pensato per uso sia in interno sia in esterno; è in grado di resistere agli agenti atmosferici: acqua, vento, grandine, sole e non è attaccabile dagli acidi.

La cottura avviene per terzo fuoco. Le temperature e curve del forno variano a seconda dei formati utilizzati.

Thanks to our transfer technic, you can create your unique and exclusive tile, both in mat and glossy finishing.

The product, planned for both in and outdoor use, is anti-acid, resists to any weather conditions and doesn't suffer any change over time.

It's produced by third firing which temperatures vary according to tile size.



20x20 8"x8" . LUCIDO



PROGETTO BY:  
Karina Eibatova  
[www.karinas.art](http://www.karinas.art)



10x10 4"x4" . MATT



# Transfer

FULL BODY R10 A+B

## DECOR COLLECTION


---




5x5  
2"x2"



10x10  
4"x4"




BURGES



BURGES  
REVERSE



BUTTERFIELD



EASTLAKE



PUGIN

La tecnica del transfer applicata al nostro Full Body R 10 A+B nel colore di fondo bianco per eccellenza il fluoro. 5 decori storici e vintage dal gusto retrò ma molto trendy. Ideali per creare i vostri pavimenti esclusivi e personalizzati, semplicemente abbinati alla nostra gamma in tinta unita in gres porcellanato tutta massa.

Our transfer technic is applied also to our Full Body R10 a+b Fluoro, the pure white which enhances the five black patterns with their vintage, but trendy taste. Make your floor a unique piece, matching your favourite decor with our full body plain collection.



5x5 2"x2" , FULL BODY



BURGES  
REVERSE

20x20 8"x8" , FULL BODY




NICKEL



F/B

# FULL BODY R10 A+B

GRES PORCELLANATO  
TUTTA MASSA



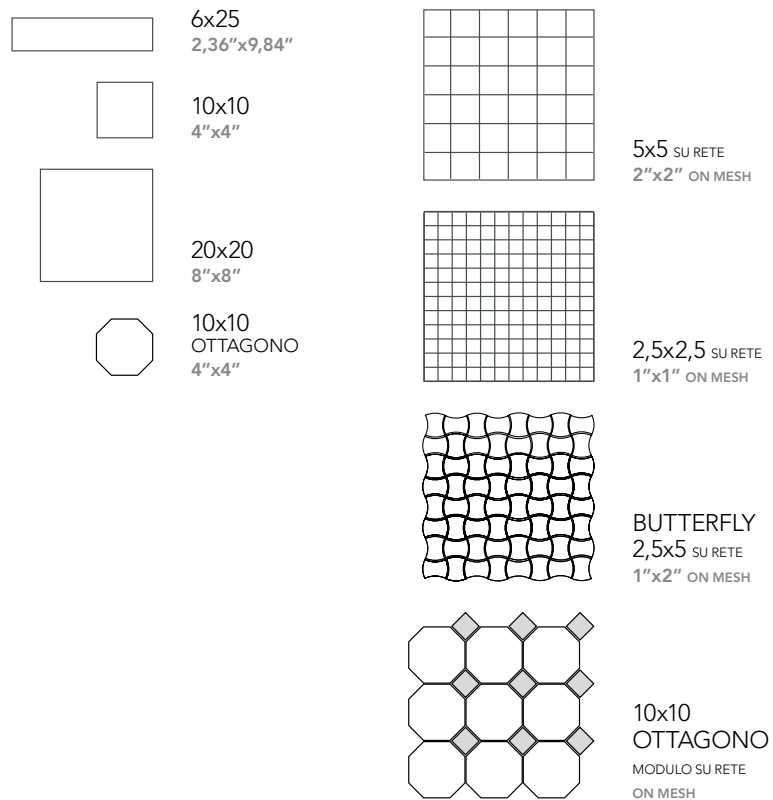
**126** — **I Tecnici**

- 128 — Nuance
- 130 — Ambienti
- 142 — Formati&Colori
- 144 — 10x10 Ottagono
- 150 — Stella
- 152 — Butterfly
- 156 — Bordure

# I Tecnici

R10 A+B

## FULL BODY COLLECTION




 = A PAVIMENTO  
FLOOR

 = A RIVESTIMENTO  
WALL


 = TINTE CORRELATE  
MATCHING COLOURS





# Nuance

---




ALLUMINIO




FLUORO




SODIO



NICKEL




CARBONIO




AGATA




GIADA




SABBIA




XENO




TERRA



GRES




RUGGINE




OTTONE



ACQUA



OSSIDO



ZAFFIRO



5x5 SU RETE 2"x2" ON MESH



ACQUA

NICKEL

# *Prestazione* hi-tech



10x10 4"x4"



NICKEL



GRES



ZAFFIRO



FLUORO

PROGETTO BY:

Studio Gad - Roma

Photo: Sara Giovannetti, Carmen Bodega Mexicana - Roma

Gres porcellanato non smaltato classificato gruppo B1a - assorbimento acqua inferiore a 0,5% - adatto per posa all'interno ed esterno.

Realizzato nei formati 2,5x2,5 / 5x5 / 10x10 e 20x20, viene proposto in 16 colori assortiti e nel formato 6x25 in 5 colori di tendenza. Ideale per la pavimentazione di ambienti sia pubblici che privati, combina alla facilità di pulizia una superficie antiscivolo - R10 A+B.

Unglazed porcelain stoneware belonging to B1a group - water absorption less 0,5 % - suitable for in-and outdoor.

Produced in 2,5x2,5 / 5x5 / 10x10 and 20x20 in 16 colours and in 6x25 in 5 colours, it is suitable for public and private flooring as it guarantees an antislip surface R10 A+ B.



5x5 SU RETE 2"x2" ON MESH



FLUORO

2,5x2,5 SU RETE 1"x1" ON MESH



FLUORO



CARBONIO



5x5 SU RETE 2"x2" ON MESH . FULL BODY



AGATA


5x5 SU RETE 2"x2" ON MESH . FULL BODY



AGATA



ACQUA



5x5 SU RETE 2"x2" ON MESH . FULL BODY



OTTONE

10x10 4"x4" . FULL BODY



XENO

# *Prestazione* hi-tech



20x20 8"x8"




FLUORO



NICKEL

PROGETTO BY:  
Svenska Kakel  
Best Western Gran Hotel - Halmstad - Svezia





5x5 SU RETE 2"x2" ON MESH



SODIO

6x25 2,36"x9,84"



GRES

20x20 8"x8"



GRES



5x5 2"x2"



FLURO



NICKEL



6x25 2,36"x9,84"



SODIO



CARBONIO

PROGETTO BY:  
Studio Cavallo 21  
Arch. Mirco Cavallo



6x25 2,36"x9,84" - FULL BODY




NICKEL



XENO



SODIO



10x10 4"x4" - FULL BODY



NICKEL



OSSIDO

# Forme e design




10x10 4"x4" . MATT



FLUORO



ZAFFIRO



BUTTERFLY SU RETE 2"x2" ON MESH



ALLUMINIO

# Formati & Colori

SIZES AND COLOURS



\* VEDI AVVERTENZE PAG. 167

FORMATO	DIMENSIONI (mm)	SPESSORE (mm)	kg / mq	mq / box	pcs / box	box / pallet	mq / pallet
6x25	61x250	7	16	1,00	66	60	60
10x10	98,5x98,5	7	16	1,00	100	72	72
20x20	200x200	7	16	1,20	30	76	91,20
2,5x2,5 su rete	300x300 Foglio	4,5	11	1,00	11 fogli	40	40
5x5 su rete	300x300 Foglio	5,5	11	1,00	11 fogli	40	40



**FULL BODY**

**FLUORO**




-
10x10
20x20
5x5
2,5x2,5
2,5x5 Butterfly
Ottagono

**ALLUMINIO**




-
10x10
20x20
5x5
2,5x2,5
2,5x5 Butterfly
Ottagono

**NICKEL**



6x25
10x10
20x20
5x5
2,5x2,5
2,5x5 Butterfly
Ottagono

**CARBONIO**




6x25
10x10
20x20
5x5
2,5x2,5
2,5x5 Butterfly
Ottagono

**SODIO**




6x25
10x10
20x20
5x5
2,5x2,5
2,5x5 Butterfly
Ottagono

**XENO**




6x25
10x10
20x20
5x5
2,5x2,5
2,5x5 Butterfly
Ottagono

**SABBIA**




-
10x10
-
5x5
-
-
-
-

**AGATA**




-
10x10
20x20
5x5
-
Ottagono

**TERRA**




-
10x10
-
5x5
-
-
-
-

**OTTONE**




-
10x10
-
5x5
-
-
-
-

**GRES**



6x25
10x10
20x20
5x5
2,5x2,5
2,5x5 Butterfly
Ottagono

**RUGGINE**




-
10x10
-
5x5
-
-
-
-

**GIADA**




-
10x10
20x20
5x5
-
-
Ottagono

**OSSIDO**



-
10x10
-
5x5
-
-
-

**ZAFFIRO**



-
10x10
20x20
5x5
-
-
Ottagono

**ACQUA**

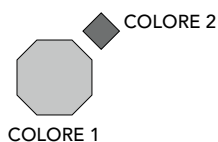
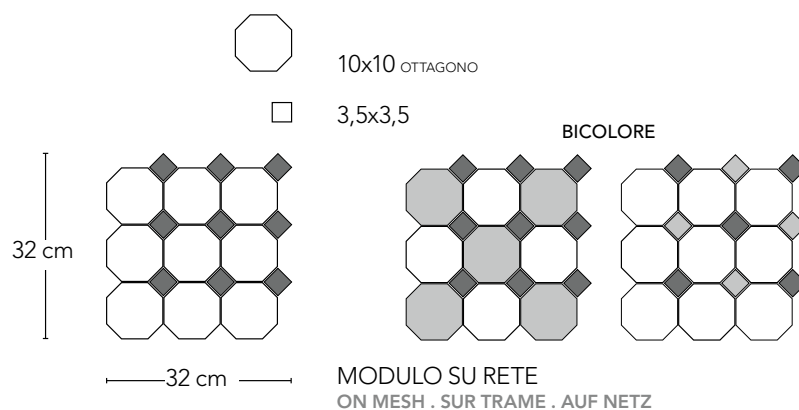


-
10x10
-
5x5
-
-
-

# 10x10 Ottagono

FULL BODY R10 A+B


## FULL BODY COLLECTION




FLUORO




SODIO




NICKEL



CARBONIO




ZAFFIRO




AGATA




ALLUMINIO



XENO



GRES



GIADA



# Proposte cromatiche



10x10 4"x4" . OTTAGONO

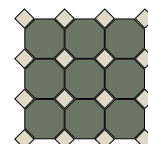
3,5x3,5 1 3/8"x1 3/8" SU RETE ON MESH



GIADA



SODIO



La serie abbina le caratteristiche tecniche del Full Body, gres porcellanato colorato in massa, alla particolarità delle forme geometriche dal sapore retrò.

Disponibile nella composizione su rete (ottagono 10x10 e tozzetto 3,5x3,5), viene proposto in 10 varianti monocolori coordinabili con le bordure e gli altri formati della linea Full Body. Ideale per la pavimentazione di ambienti sia pubblici sia privati combina alla resistenza del materiale una superficie antiscivolo R10 A+B.

Utilizza la nostra applicazione Full Body Art Déco per creare la tua composizione per la serie ottagono.

([www.cesiceramica.it/progetta\\_online/art\\_deco](http://www.cesiceramica.it/progetta_online/art_deco))

This range combines Full Body technical features (unglazed porcelain R10 A+B) and geometrical shapes, giving a vintage zest to the final product.


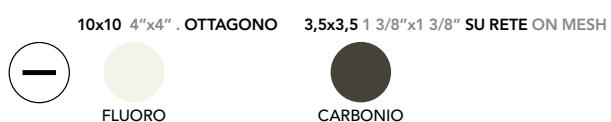
It is available in 10x10 patterns on mesh (octogone and taco) in 10 plain colors which match with borders and other sizes of Full body range.


It is the ultimate product for both public and private flooring thanks to its antislip surface.

Use our Full Body Art Déco to create your own composition.



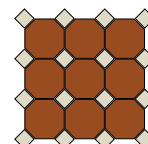
PROGETTO BY:  
Ristorante Lentini's - Milano





10x10 4"x4" . OTTAGONO

3,5x3,5 1 3/8"x1 3/8" SU RETE ON MESH





10x10 4"x4" . OTTAGONO BICOLORE

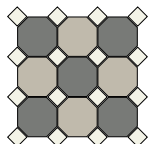


ALLUMINIO NICKEL

3,5x3,5 1 3/8"x1 3/8" SU RETE ON MESH



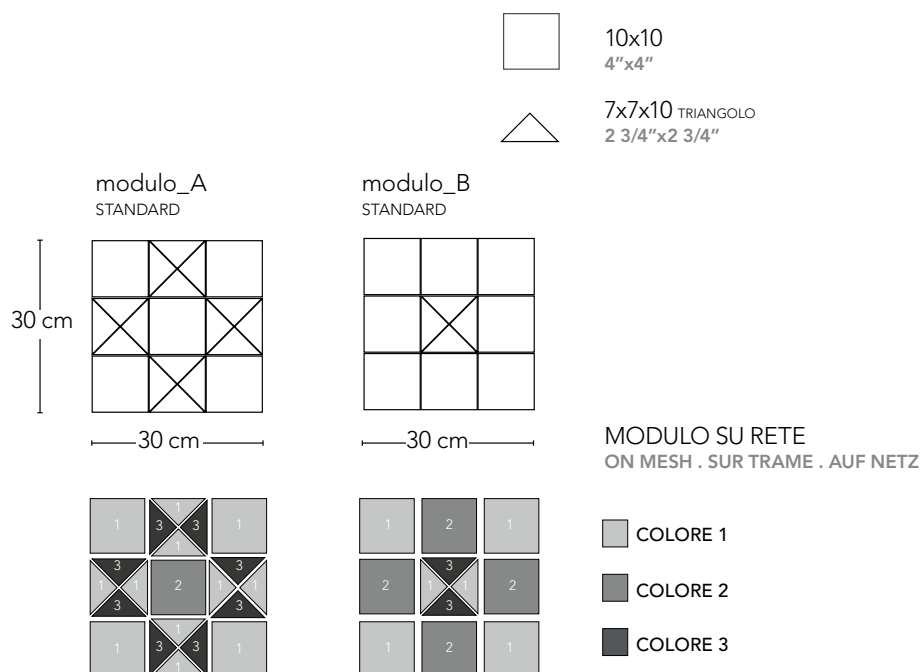
FLUORO



# Stella

FULL BODY R10 A+B


## FULL BODY COLLECTION




FLUORO




SODIO




NICKEL




CARBONIO




ZAFFIRO




ALLUMINIO




XENO



AGATA




GRES



GIADA


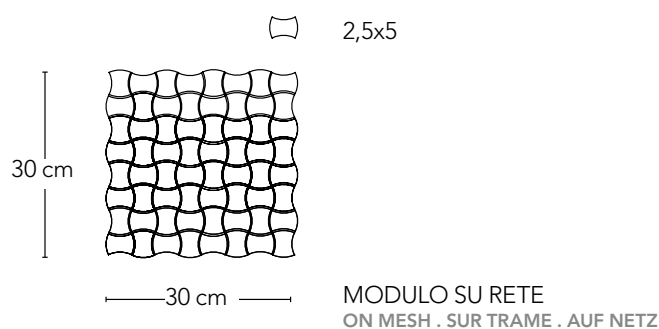




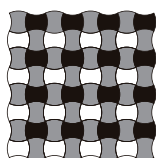
# Butterfly

FULL BODY R10 A+B


## FULL BODY COLLECTION



DECORO A  
SCACCHIERA - CHESSBOARD  
2 COLORI - 2 COLOURS



DECORO B  
TRAMA  
3 COLORI - 3 COLOURS




DECORO C  
INTRECCIO  
3 COLORI - 3 COLOURS




FLUORO




SODIO




NICKEL



CARBONIO



ZAFFIRO




AGATA



ALLUMINIO



XENO



GRES



GIADA

FORMATO	DIMENSIONI (mm)	SPESSORE (mm)	kg / mq	mq / box	pcs / box	fogli / box
2,5x5 su rete	300x300	7	16	1,00	-	11



# Originale e creativo



2,5x5 SU RETE 1"x2" ON MESH



XENO



CARBONIO



SODIO

PROGETTO BY:  
Superstudio21 - Koln  
Architetto Mirco Cavallo  
Vapiano Restaurant - Göttingen

Mosaico su rete, caratterizzato dal particolare formato a "farfalla", disponibile sia in tinta unita sia su disegno personalizzato, prodotto in 9 varianti colori si coordina perfettamente alla nostra serie full body, offrendo un'infinità varietà di decori e pattern. Il materiale è adatto sia per pavimenti sia per rivestimenti, per ambienti residenziali o commerciali. Grazie alle caratteristiche tecniche del gres porcellanato tutta massa (full body R 10 A+B) è ideale sia per uso in interno sia in esterno.

Mosaic on mesh, typified by its peculiar "butterfly" shape, available in plain colour or completely customized. Our collection consists in 9 solid colours, perfectly matched with our Full Body range, offering a huge variety of possible patterns. This tile is suitable for floor and wall, both in residential and public buildings. The technical features of our Full Body Butterfly (R10 A+B) make it perfect for in and outdoor use.



2,5x5 SU RETE 1"x2" ON MESH




SODIO



CARBONIO

PROGETTO BY:  
Superstudio21 - Koln  
Architetto Mirco Cavallo  
Hubert Sterzinger  
Caffé de Paris - Francoforte



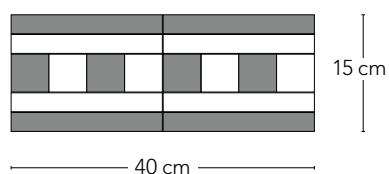
# Bordure

FULL BODY R10 A+B

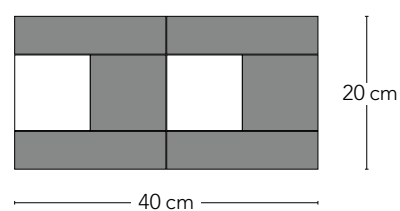
## FULL BODY COLLECTION

SU R MODULO SU RETE . MESH MOUNTED

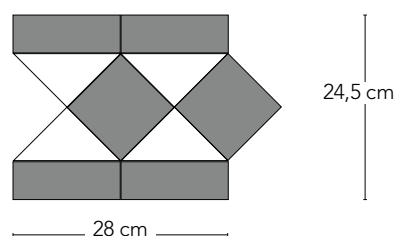
B\_01



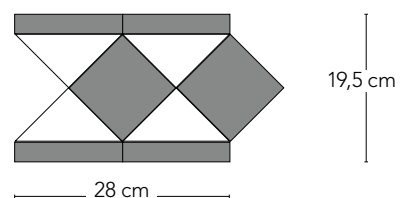
B\_02



B\_03



B\_04




□ COLORE 1    ■ COLORE 2




FLUORO




SODIO



NICKEL




CARBONIO




ZAFFIRO




ALLUMINIO



XENO



AGATA



GRES



GIADA

Numerose soluzioni per rifinire gli angoli e il perimetro delle pareti, creando un disegno, un decoro, trasformando il vostro pavimento in un vero e proprio tappeto. Le bordure sono disponibili miscelando i 10 colori Full Body: gres, xeno, sodio, bromo, alluminio, fluoro, nickel, carbonio, giada e zaffiro. Per facilitarne la posa sono forniti già su rete e abbinabili a tutti i formati delle piastrelle Full Body e Art Decò. Ideale per la pavimentazione di ambienti sia pubblici sia privati combina, alla resistenza del materiale, una superficie antiscivolo R10 A+B.

It offers many solutions for finishing corners and wall perimeters which can create patterns, allowing your floor to become a carpet.

Borders are available in 10 Full Body colours: gres, xeno, sodio, bromo, alluminio, fluoro, nickel, carbonio, giada and zaffiro. They are supplied on net and match with all Full Body and Art Decò tiles.

Perfect for both public and private flooring thanks to its hardwearing Antislip R10 A+B surface.



# Referenze

## PROJECTS



VINACCIA Srl | Progetto Architetto Casa Luigi Di MassaLubrense (Na)  
"Africano Food Zone" – Località Nerano Massa Lubrense



DEPOSITO CREATIVO snc | Mara Gondoni  
47121 Forlì FC – [www.depositocreativo.it](http://www.depositocreativo.it)



Brasserie La Cour de Rome  
Interior Design Studio JANREJI – Paris



Fleming College A-Wing, Sutherland Campus | Studio GOW HASTINGS ARCHITECTS  
Fotografia Tom Arban Photography







VAPIANO RESTAURANT | Arch. Mirco Cavallo studio CAVALLO 21  
Germany – Köln - Italia - Treviso – [www.studiocavallo21.com](http://www.studiocavallo21.com)



BÂM Studio | Arch. Camille Ladan & Erik Weber  
[www.baemstudio.com](http://www.baemstudio.com) – instagram: @baemstudio



Ristorante Purpò - Cattolica | Arch Designer Elisabetta Angelini



ref. CON STUDIO - POLONIA | Instagram: @con\_studio\_

# Referenze

## PROJECTS



DOMOtèka - spazi d'autore 76011 Bisceglie BT



Conestoga College Centre For Culinary And Hospitality Innovationfood & Culinary  
Studio: Gow Hastings Architects



Carmen Bodega Mexica – Roma | studio GAD  
credit foto: Sara Giovannetti



Ristorante | Penelope a casa - Milano



Negozio Abbigliamento Cipria - Cesena



Abitazione privata | STUDIO ALPI  
NICCOLO ULCHIGNONI & ALEXIS PAYEN ARCHITECTES D.E.S.A. HMONP - Parigi



Studio Paradisiartificiali - Milano | Arch. Lorenzo De Nicola  
[www.paradisiartificiali.it](http://www.paradisiartificiali.it) - foto: Fabio Bascetta

# Referenze

PROJECTS



Residenza Privata progetto Bagno 10x30 | Unopiuno Atelier - Milano  
Arch. Antonella Pasquale - Laura Bergamasco



Hagakure Noh Samba - Bari | Architetto Enza Martellotta Interiors Alessandro Iacobellis



Grand Hotel Tremezzo , cucina - Lago di Como



Ristorante Coyacan | architetto Mirco Cavallo | Studiocallo21 - Koln



Artist: Benjamin Badock, Leipzig (Germany) | Instagram: @benjaminbadock  
Locating: hayai by Egenberger Lebensmittel, Leipzig (Germany)



GDO | Reparto Macelleria | Supermarket

# CARATTERISTICHE TECNICHE

TECHNICAL DETAILS . INFORMATIONS TECHNIQUES . TECHNISCHE DATEN

	NORMA STANDARD	MATT - LUCIDI - ANTISLIP		FULL BODY	
		GRES PORCELLANATO SMALTATO GLAZED PORCELAIN		GRES PORCELLANATO COLORATO IN MASSA UNGLAZED PORCELAIN	
		VALORE NORMA NORM VALUE	VALORE CE.SI. CE.SI. VALUE	VALORE NORMA NORM VALUE	VALORE CE.SI. CE.SI. VALUE
 <b>CLASSIFICAZIONE PRODOTTO</b> PRODUCT CLASSIFICATION CLASSEMENT KLASSIFIZIERUNG	UNI EN 14411 APPENDICE G APPENDICE H	GRUPPO B1b	GRUPPO B1b	GRUPPO B1a	GRUPPO B1a
 <b>ASSORBIMENTO D'ACQUA</b> WATER ABSORPTION ABSORPTION D'EAU WASSERAUFNAHME	ISO 10545-3	0,5% <E ≤3%	0,5% ≤E ≤3%	≤0,5%	≤0,5%
 <b>RESISTENZA AL GELO</b> FROST RESISTANCE RÉSISTANCE AU GEL FROSTWIDERSTANDSFÄHIGKEIT	ISO 10545-12	SU RICHIESTA UPON REQUEST SUR DEMANDE AUF ABRUF	RESISTENTE RESISTANT RESISTANTS WIDERSTANDSFÄHIG	SU RICHIESTA UPON REQUEST SUR DEMANDE AUF ABRUF	RESISTENTE RESISTANT RESISTANTS WIDERSTANDSFÄHIG
 <b>RESISTENZA AGLI SBALZI TERMICI</b> THERMAL, SHOCK RESISTANCE RÉSISTANCE AUX ÉCARTS DE TEMPÉRATURE TEMPERATURWECHSELBESTÄNDIGKEIT	ISO 10545-9	SU RICHIESTA UPON REQUEST SUR DEMANDE AUF ABRUF	RESISTENTE RESISTANT RESISTANTS WIDERSTANDSFÄHIG	SU RICHIESTA UPON REQUEST SUR DEMANDE AUF ABRUF	RESISTENTE RESISTANT RESISTANTS WIDERSTANDSFÄHIG
 <b>MODULO DI ROTTURA</b> MODULUS OF RUPTURE RÉSISTANCE À LA FLEXION BIEGEFESTIGKEIT	ISO 10545-4	min. 30N/ mm <sup>2</sup>	N/ mm <sup>2</sup> 30±50	min. 35N/ mm <sup>2</sup>	N/ mm <sup>2</sup> 35±50
<b>PRODOTTI CHIMICI AD USO DOMESTICO ED ADDITIVI PER PISCINA</b> HOUSEHOLD CHEMICALS AND SWIMMING POOL WATER CLEANSERS PRODUITS CHIMIQUES ET ADDITIFS POUR PISCINE CHEM.PRODUKTE FÜR DEN HAUSHALTSGEBRAUCH / SCHWIMMBÄDER	ISO 10545-4	min. GB	GA - GLA	min. UB	UA
 <b>ACIDI E ALCALI A BASSA CONCENTRAZIONE</b> ACIDS AND LOW CONCENTRATION ALKALIS ACIDES ET ALCALI A FAIBLE CONCENTRATION SÄUREN UND ALKALI IN GERINGER KONZENTRATION	ISO 10545-4	min. GB	GA - GLA	min. UB	UA
<b>ACIDI E ALCALI AD ALTA CONCENTRAZIONE</b> ACIDS AND HIGH CONCENTRATION ALKALIS ACIDES ET ALCALI A FORTE CONCENTRATION SÄUREN UND ALKALI IN HOHER KONZENTRATION	ISO 10545-13	min. UB	GHA	min. UB	UA - UHA
 <b>RESISTENZA ALLE MACCHIE</b> STAIN RESISTANCE RESISTANCE AUX PRODUITS TACHANTS BESTÄNDIGKEIT GEGEN FLECKENBILDNER	ISO 10545-14	min. 3	> 3	min. 3	> 3
 <b>DILATAZIONE TERMICA LINEARE SU RICHIESTA</b> LINEAR THERMAL EXPANSION UPON REQUEST COEFFICIENT LINÉAIRE DE DILATATION THERMIQUE LINEARE WÄRMEAUSDEHNUNG AUF ABRUF	ISO 10545-8	SU RICHIESTA UPON REQUEST SUR DEMANDE AUF ABRUF	5x5x10 °K <sup>-1</sup>	SU RICHIESTA UPON REQUEST SUR DEMANDE AUF ABRUF	6,5x10 °K <sup>-1</sup>
<b>PEI</b> <b>RESISTENZA ALL'ABRASIONE (PEI)</b> ABRASION RESISTANCE (PEI) RÉSISTANCE À L'ABRASION (PEI) ABRIEBFESTIGKEIT (PEI)	ISO 10545-7	CLASSE PEI CLASS PEI CLASSE PEI CLASSE PEI	2 - 4		
 <b>RESISTENZA ALL' ABRASIONE PROFONDA</b> RESISTANCE TO DEEP ABRASION RÉSISTANCE À L'ABRASION PROFONDE BESTÄNDIGKEIT GEGEN TIEFENVERSCHLEISS	ISO 10545-6			max 175 m <sup>3</sup>	max 175 m <sup>3</sup>
 <b>CARATTERISTICHE DIMENSIONALI</b> DIMENSIONAL FEATURES CARACTERISTIQUES DE LA SURFACE OBERFLÄCHENQUALITÄT	ISO 10545-2	±0,5%	±0,5%	±0,5%	±0,5%
 <b>RESISTENZA AL CAVILLO</b> CRAZING RESISTANCE RÉSISTANCE AU TRESSAILAGE HAARRISSBESTÄNDIGKEIT	ISO 10545-11	SU RICHIESTA UPON REQUEST SUR DEMANDE AUF ABRUF	RESISTENTE RESISTANT RESISTANTS WIDERSTANDSFÄHIG		

**GRES PORCELLANATO SMALTATO . GLAZED PORCELAIN . GRES CERAME EMAILLE**  
**DIMENSIONI . SIZES**

FORMATO MISURE NOMINALI (cm) NOMINAL SIZE (cm)	MISURE REALI (mm) REAL SIZE (mm)	SPESSORE (mm) THICKNESS (mm)	PESO Kg/m <sup>2</sup> WEIGHT Kg/m <sup>2</sup>
5x5 *	48x48	5,5	11
7,5x7,5 REVERSO *	73,5x73,5	9	11
7,5x7,5 DIAMANTATO *	73,5x73,5	9	15
7,5x15 DIAMANTATO / 7,5x15 REVERSO	73,5x148,5	9	15
7,5x15	73,5x148,5	6,8	14
10x10	98,5x98,5	6,8	14
15x15	148,5x148,5	6,8	14
6x25	61x250	6,8	14
5x20 *	48x200	6,8	14
10x20	98,5x200	6,8	14
20x20	200x200	6,8	14
20x20 OTTAGONO	200x200	5,5	13
10x30	98,5x300	7	16
30x30	300x300	7	16
10x60	98,5x600	8	17
20x60	200x600	8	17
2,5x2,5 SU RETE	foglio da 300x300	5,5	11
5x5 SU RETE	foglio da 300x300	5,5	11
3x10 SU RETE	foglio da 300x300	5,5	11

**GRES PORCELLANATO COLORATO IN MASSA . FULL BODY . GRES CERAME PLEINE MASSE**  
**DIMENSIONI . SIZES**

FORMATO MISURE NOMINALI (cm) NOMINAL SIZE (cm)	MISURE REALI (mm) REAL SIZE (mm)	SPESSORE (mm) THICKNESS (mm)	PESO Kg/m <sup>2</sup> WEIGHT Kg/m <sup>2</sup>
20x20	200x200	7	16
10x10	98,5x98,5	7	16
10x10 SU RETE	foglio da 300x300	7	16
5x5 SU RETE	foglio da 300x300	5,5	11
2,5x2,5 SU RETE	foglio da 300x300	4,5	11
10x10 OTTAGONO	98,5x98,5	7	16
10x10 OTTAGONO SU RETE	foglio da 320x320	7	16
STELLA SU RETE	foglio da 300x300	7	16
BUTTERFLY	foglio da 300x300	7	16
6x25	61x250	7	16
5x20*	48x200	7	16
2,5x20*	23x200	7	16
5x5*	48x48	7	16
3,5x3,5*	35x35	7	16
10x10 TRIANGOLO*	98,5x98,5x139,3	7	16
7x7 TRIANGOLO*	69,6x69,6x98,5	7	16

\*VENDUTO AL PEZZO . SOLD BY PIECE . VENDUE A LA PIECE . STUECKWEISE VERKAUFT

# IMBALLI

PACKING . CONDITIONNEMENT . VERPACKUNGSEINHEITE

## GRES PORCELLANATO SMALTATO GLAZED PORCELAIN

FORMATO SIZE	PEZZI/SCATOLA PIECES/BOX	FOGLI/SCATOLA SHEETS/BOX	m <sup>2</sup> /SCATOLA m <sup>2</sup> /BOX	SCATOLE/EUROPALLET BOX/EUROPALLET	m <sup>2</sup> /EUROPALLET m <sup>2</sup> /EUROPALLET	PESO MEDIO Kg/m <sup>2</sup>
2,5x2,5 SU RETE	-	11	1,00	40	40	11
5x5 SU RETE	-	11	1,00	40	40	11
3x10 SU RETE	-	11	1,00	40	40	11
10x10 SU RETE	-	11	1,00	72	72	14
6x25	66	-	1,00	60	60	14
7,5x15	88	-	1,00	85	85	14
7,5x15 REVERSO	88	-	1,00	85	85	14
7,5x15 DIAMANTATO	88	-	1,00	80	80	15
10x10	100	-	1,00	96	96	14
10x20	70	-	1,40	76	106,40	14
10x30	34	-	1,02	60	61,20	16
15x15	44	-	1,00	85	85	14
20x20	35	-	1,40	76	106,40	14
20x20 OTTAGONO	40	-	1,50	57	85,50	13
30x30	14	-	1,26	46	57,96	16
10x60	16	-	1,00	48	48	17
20x60	8	-	1,00	48	48	17

## FULL BODY

FORMATO SIZE	PEZZI/SCATOLA PIECES/BOX	FOGLI/SCATOLA SHEETS/BOX	m <sup>2</sup> /SCATOLA m <sup>2</sup> /BOX	SCATOLE/EUROPALLET BOX/EUROPALLET	m <sup>2</sup> /EUROPALLET m <sup>2</sup> /EUROPALLET	PESO MEDIO Kg/m <sup>2</sup>
2,5x2,5 SU RETE	-	11	1,00	40	40	11
5x5 SU RETE	-	11	1,00	40	40	11
10x10 SU RETE	-	11	1,00	48	48	16
6x25	66	1	1,00	60	60	16
10x10	100	-	1,00	72	72	16
20x20	30	-	1,20	76	91,20	16
10x10 OTTAGONO	100	-	0,88	72	63,36	16
10x10 OTTAGONO SU RETE	-	11	1,00	48	48	16
STELLA SU RETE	-	11	1,00	-	-	16
BUTTERFLY	-	11	1,00	-	-	16



# AVVERTENZE

## WARNINGS - NOTICES - EINWEISUNGEN

La qualità di un progetto dipende, oltre che da una buona progettazione e un'alta qualità dei materiali utilizzati, anche da una corretta posa e dalla cura che verrà rivolta alle superfici.

### AVVERTENZE TECNICHE:

Controllare prima della posa: tonalità, calibro e scelta. Non si accettano reclami relativi a materiale già posato. Non si accettano contestazioni per materiale posato senza l'uso di massetti, sottofondi, adesivi idonei e adeguati.

Consigliamo una fuga di almeno 2 mm, in particolare combinando piastrelle di diversi formati, per garantire la modularità. I colori VERMIGLIO, CROMO, VANADIO, CORALLO, in tutti i loro formati, possono presentare una lieve puntinatura nera e una stonalizzazione dovuta alla particolarità del colorante utilizzato. Le variazioni di tono e dimensione rientrano nelle tolleranze di un processo produttivo artigianale e sono da considerarsi, per questo, caratteristiche proprie del prodotto. Per la stuccatura e la posa dei colori GOLD e SILVER si consiglia l'uso di materiale epossidico o stucchi a grana molto fine. Nel formato 5x20cm entrambi i lati da 200 mm sono a spigolo vivo.

Il formato 10x60cm presenta uno dei lati lunghi da taglio. Nella posa verticale si consiglia di posare tale lato tagliato sempre nello stesso verso (dx o sx), mentre nella posa orizzontale si suggerisce di posare il lato tagliato sempre verso il basso. I pezzi speciali matt o lucidi possono differire nelle tonalità rispetto al relativo fondo.

### MANUTENZIONE E PULIZIA:

Le piastrelle CE.SI appartengono al gruppo B1a (FULLBODY) e B1b (I COLORI) e soddisfano tutti i requisiti delle norme. Trattandosi di un prodotto in gres porcellanato compatto, è completamente non-assorbente e quindi non necessita di ulteriore trattamento antimacchia, ma solo di un'adeguata manutenzione. Inoltre ha un'altissima resistenza agli agenti chimici e alle macchie; questo è molto importante perché significa che lo sporco può essere rimosso facilmente senza danneggiare la superficie. Il materiale CE.SI. non necessita di particolari cure e nessun trattamento aggiuntivo dopo la posa.

A fine cantiere, si raccomanda di effettuare una pulizia molto accurata con detergenti tipo DETERDEK , PS87 FILA, KERANET EASY o HD CLEANER MAPEI. Si raccomanda di seguire rigorosamente le indicazioni riportate sulle schede tecniche dei prodotti utilizzati.

Questa operazione ha lo scopo di eliminare ogni traccia e residuo di posa della superficie delle piastrelle.

Per la pulizia ordinaria, usare comuni detergenti di pulizia. Non è richiesta nessuna cura particolare per il mantenimento dei nostri prodotti.

In caso di acqua particolarmente dura, potrebbe essere necessario l'utilizzo sporadico di un detergente specifico.

In caso di macchie, effettuare una pulizia con detergenti specifici. Per favore riferirsi alla scheda tecnica del prodotto.

The quality of a project depends on good planning and on the use of high quality materials, but also on a correct installation and on the care that will be given to the surfaces afterwards.

### TECHNICAL WARNINGS:

Before tile setting, please verify shade, calibre and choice. Claims for material already laid will be rejected. Claims for material laid without proper substrates or inadequate adhesive will be refused. CE.SI. products do not require any particular care or additional treatment after installation. At least a 2 mm joint is required, especially when combining different sizes together. Small black dots and light fade showing on VERMIGLIO, CROMO, VANADIO, CORALLO are characteristics of these colour glazes. Dimensional and chromatic variations are peculiar of an handwork production process and are distinctive features of the product. For GOLD and SILVER colours, we recommend epoxy material or fine-grained grouts for joints. Both 200 mm sides in 5x20 are cut sharp edges. By 10x60, one of the long side is cut. To install 10x60 we suggest: by horizontal laying, all cut edges facing down (long side edges parallel to the floor); by vertical laying, all cut edges following one single direction

The matt and glossy special trims may have slightly different shades

### MAINTENANCE:

CE.SI tiles belong to groups B1a (FULLBODY) and B1b (I COLORI) and comply with all the requirement of the norms. This is a compact porcelain stoneware product, it is completely non-absorbent and therefore requires no stain protection, just appropriate maintenance. Also it has very high resistance to chemicals and staining agents, thanks to it, dirt can be easily removed without damaging the surface.

CE.SI. products do not require any special care or additional treatment after installation.

Once all work on site is completed, we strongly recommend a proper cleaning using DETERDEK , PS87 FILA, KERANET EASY o HD CLEANER MAPEI or a similar cleaning detergent, to remove all the dust created.

The indications on the technical specifications of the cleaning products must be carefully followed.

The purpose of this deep cleaning is to remove all traces and residue from the laying process from the surface of the tiles.

Common household detergents are suitable for the daily cleaning, as there is no special recommendations for the maintenance of our tiles.

With hard water, the use of specific cleaners is sporadically necessary.

In the event of stains, cleaning must be carried out with suitable chemicals – please refer to the technical sheet of the cleaning agent.

La bonne qualité d'un projet dépend d'une bonne planification et de la haute qualité des matériaux utilisés, mais aussi d'une parfaite installation et du soin qui sera ensuite apporté.

### INSTRUCTIONS TECHNIQUES :

Avant la pose il est nécessaire de contrôler nuance, calibre et choix. Les réclamations relatives aux carreaux déjà posés ne pourront pas être acceptées.

Les réclamations pour des matériaux posés sans substrats appropriés et avec un adhésif inadéquat seront refusées. Nous conseillons de faire un joint d'au moins 2 mm, surtout si différents formats sont posés ensemble. VERMIGLIO, CROMO, VANADIO, CORALLO peuvent présenter des petits points noirs et dénuancés à cause de la spécificité du colorant utilisé. Les variations des dimensions et des couleurs, inhérentes à une production artisanale, sont à considérer comme des caractéristiques distinctives du produit. Pour la pose des carreaux Métro GOLD et SILVER, nous conseillons l'utilisation d'un joint époxy ou à grain fin. Les deux côtés de 200 mm du format 5x20 sont coupés à bords vifs. Un côté long du 10x60 est coupé. Nous suggérons de poser 10x60 : en horizontal, avec les longs cotés parallèles au sol (avec les bord vif vers le bas), en vertical, avec les longs cotés perpendiculaires au sol et les bord vif orienté dans la même direction.

Les pièces spéciales matt et brillant peuvent avoir une différence de tonalité, par rapport aux carreaux du fond.

### ENTRETIEN ET NETTOYAGE:

Les carreaux CE.SI, en grès cérame, appartiennent à la classe de produits B1a (Fullbody) - B1b (I COLORI) et répondent à tous les critères requis en vigueur, conformément à la documentation technique.

C'est un matériel compact et non absorbant. Nos carreaux ne nécessitent donc pas de traitement après installation, seulement un entretien adéquat. Ils résistent aux produits chimiques et aux taches. La saleté et les taches peuvent être facilement éliminées sans endommager la surface.

Les carreaux CE.SI. ne demandent aucun soin, ni traitement particulier après la pose.

Pour un nettoyage soigné après la pose, nous vous recommandons d'utiliser des détergents spécifiques comme DETERDEK , PS87 FILA, KERANET EASY o HD CLEANER MAPEI

Le nettoyage final doit avoir lieu immédiatement après la pose des carreaux . Ce nettoyage doit être effectué en manière professionnelle par le carreleur.

En cas d'eau calcaire, l'utilisation sporadique d'un détergent spécifique peut être nécessaire.

En cas de taches, nettoyer avec des détergents spécifiques. Veuillez-vous référer à la fiche technique du produit.

Die Qualität eines Projekts hängt von einer guten Planung und der Verwendung hochwertiger Materialien ab, aber auch von einer korrekten Installation und der anschließenden Pflege der Oberflächen.

### TECHNISCHE HINWEISE:

Wichtig vor der Verlegung Farbton, Kaliber und Sortierung prüfen. Nach Verlegung der Fliesen werden keine Reklamationen berücksichtigt. Reklamationen für Material, das ohne geeigneten Untergrund und unzureichenden Klebstoff verlegt wurde, werden abgelehnt. Bei der Verlegung mit verschiedene Formaten, empfehlen wir eine Fuge von mindestens 2 mm zu behalten. Auf die Farben VERMIGLIO, CROMO, VANADIO, CORALLO könnten schwarze Punkte unter der Glasur erscheinen, diese sind eine Besonderheit der verwendeten Glasuren und somit kein Reklamationsgrund. Größen- und Tonabweichungen gehören zu den Toleranzen eines handwerklichen Herstellungsprozesses und sind daher ein Produktmerkmal. Für die Verlegung und die Fugen von GOLD und SILVER, benutzen Sie Epoxy oder feinkörniges Material. Die lange Seite der 5x20 ist scharfkantig. Beim Format 10x60, eine lange Kante geschneitete ist. Es wird empfohlen das 10x60 so zu verlegen: Horizontal mit der Schnittkante nach unten. Vertikal: mit der Schnittkante immer in die gleiche Richtung (Seite). Die Formteilen koennen eine Farbabweichung in Vergleich der Unifliesen haben.

### PLEGE UND REINIGUNG:

CE.SI-Fliesen gehören zur Gruppe B1a (FULLBODY) und B1b (I COLORI) und erfüllen alle Anforderungen der Normen. Da es sich um ein kompaktes Feinsteinzeugprodukt handelt, ist es absolut nicht absorbierend und erfordert daher keine weitere Anti-Flecken-Behandlung, sondern nur eine angemessene Pflege. Es hat auch eine sehr hohe Beständigkeit gegen Chemikalien und Flecken; das ist sehr wichtig, denn so lässt sich schmutz leicht entfernen, ohne die oberfläche zu beschädigen

In Anschluss an die Verlegung, empfehlen wir eine intensive Grundreinigung mit folgende Reinigungsmittel (oder ähnliche) DETERDEK , PS87 FILA, KERANET EASY o HD CLEANER MAPEI

Die Angaben auf den Datenblaetern der verwendetet Produkte genau befolgen.

Dazu muss bei der Grundreinigung der durch das Verlegen entstandene Schmutz auf der Fliesenoberfläche entfernt werden.

Verwenden Sie für die normale taegliche Reinigung handelsübliche Reinigungsmittel. Für die Pflege unserer Produkte ist keine besondere Sorgfalt erforderlich.

Bei besonders hartem Wasser kann die sporadische Verwendung eines speziellen Reinigungsmittels erforderlich sein.

Bei Flecken, mit speziellen Reinigungsmitteln reinigen. Bitte beachten Sie immer das Produktdatenblatt.







[www.cesiceramica.it](http://www.cesiceramica.it)



Via Don Minzoni, 19  
23844 Sirone (Lecco) - Italy  
Tel. +39 031 850058  
Fax Italia +39 031 852468  
[vendite@cesiceramica.it](mailto:vendite@cesiceramica.it)  
Fax Export +39 031 870107  
[sales@cesiceramica.it](mailto:sales@cesiceramica.it)