

VICTORIAN DESIGNS & BORDERS



The Penny Hill Lounge, Dublin - Ireland



Indústria de Cerâmica, S.A.

ISO 9001 & ISO 14001 Certified

www.topcer.com

A Unique Line of Unglazed Porcelain Tiles



Oliver Gold Smith (The Trinity Arch Hotel) - Ireland



Rydultowy Church - Poland



Private Residence, Moscow - Russia

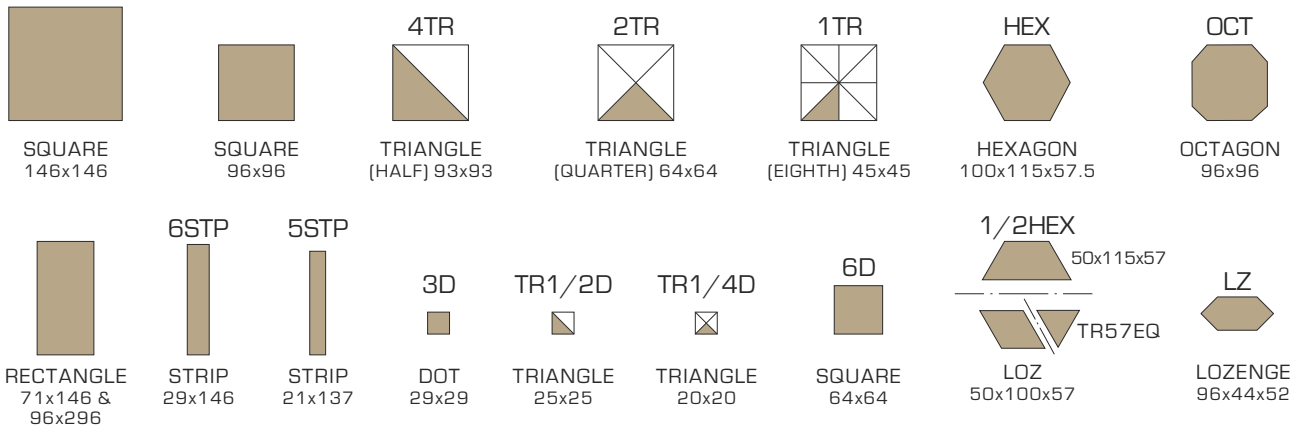


St. Patrick's Church, Lisburn - N. Ireland



St. Barnabas Cathedral, Nottingham - UK

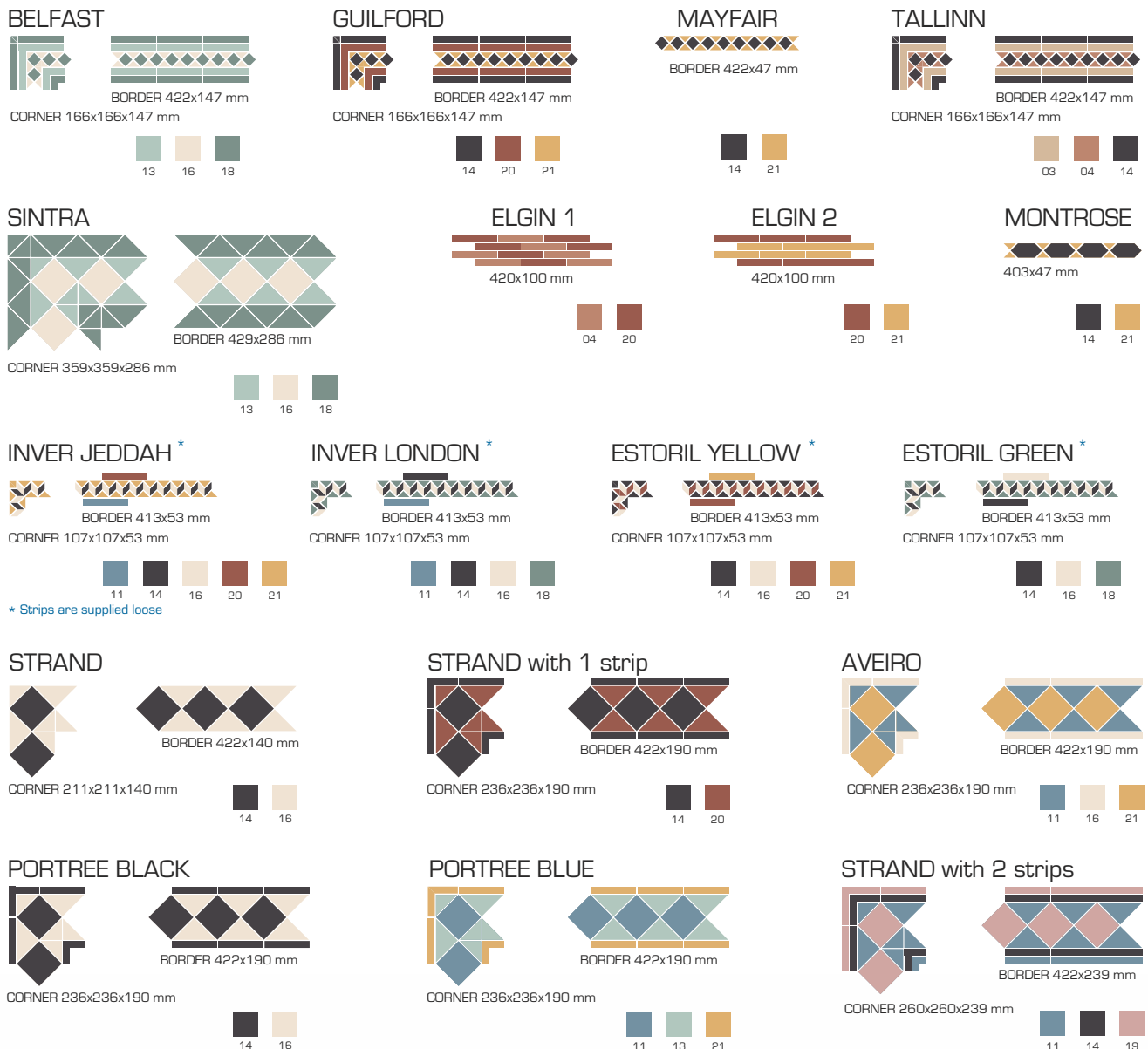
Designing Components



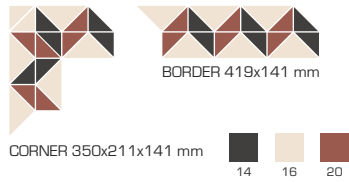
Note: Unless otherwise specified on respective design, the standard joints between the pieces in sheet mounted modules are 4 mm. All designing components are supplied in 8mm thickness.

Colours on each pattern can be customised, providing the colour in the same components is used in other designs or in stock (in general Octagons, Hexagons, Triangles, Strips and Lozenges are not available in Granite / Speckled colours).

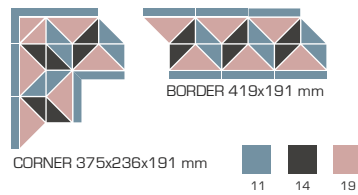
Prices of patterns with customised colours are subjected to quotation.



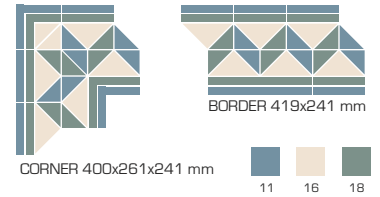
KENSINGTON



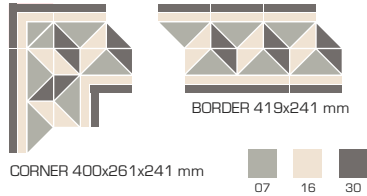
KENSINGTON with 1 strip



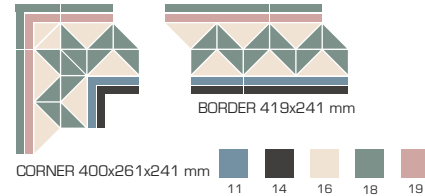
RICHMOND GREEN



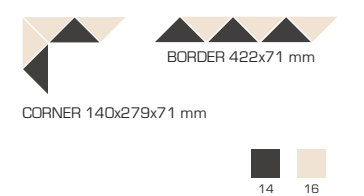
BRUSSELS



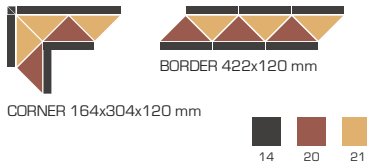
KALININGRAD



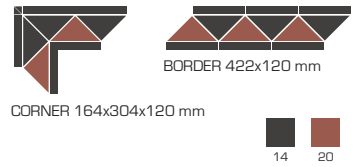
HENLEY



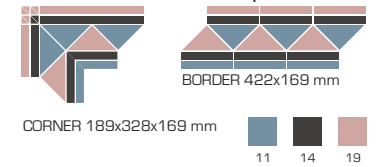
RICHMOND BLACK



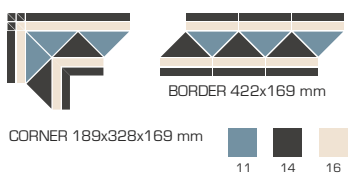
NOTTINGHAM



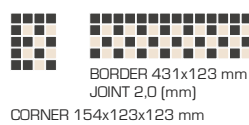
HENLEY with 2 strips



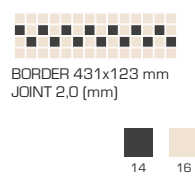
HONG KONG



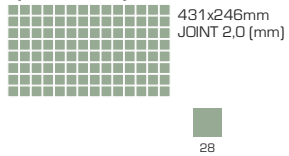
KHARKOV



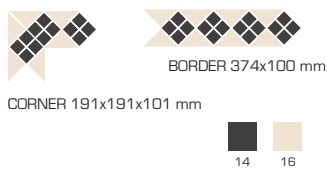
LAXFORD



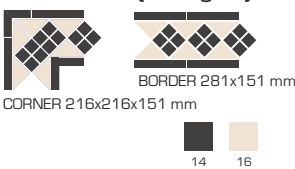
DOUBLE LAXFORD (GRANADA)



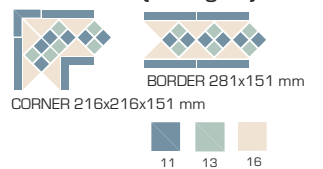
LISBON



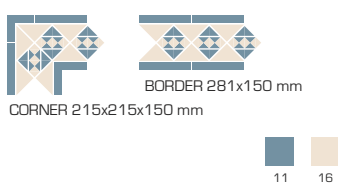
LISBON 1 (octagon)



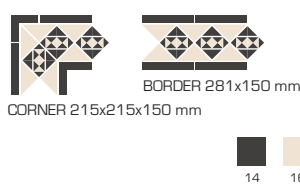
LISBON 2 (octagon)



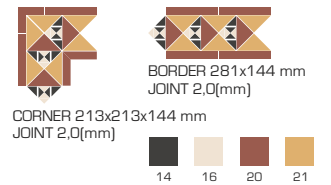
MUNICH 1



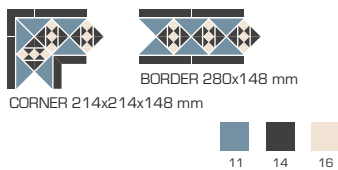
MUNICH 2



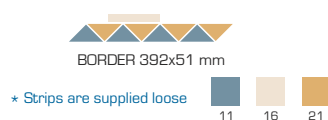
BERLIN



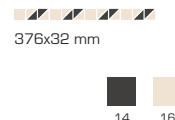
BONN



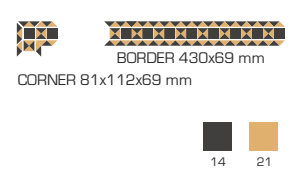
CUBIC YELLOW *



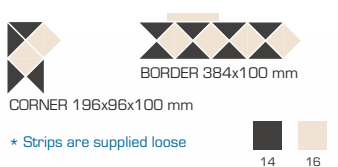
STIRLING



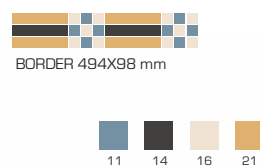
ST. SEPULCHRE



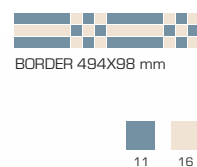
ABERDEEN *



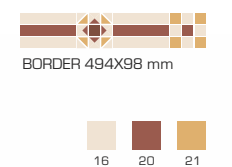
MARVILA YELLOW



MARVILA BLUE



DUBLIN



BOLOGNA with 2 strips

BORDER 420x169 mm
CORNER 190x330x169 mm

16 20 21

GENEVA

BORDER 420x120 mm
CORNER 165x305x120 mm

14 16 18

TOMAR

BORDER 281x151 mm
CORNER 261x167x151 mm

14 16 20 21

VENEZIA

BORDER 280x127 mm
CORNER 121x260x127 mm

16 28

BALDONNEL with 1 strip

BORDER 281x123 mm
CORNER 166x236x123 mm

11 14 16 25

BALDONNEL with 2 strips

BORDER 281x173 mm
CORNER 190x261x173 mm

03 11 14 16 18 20

ROMA

BORDER 281x173 mm
CORNER 190x261x173 mm

03 11 16

ORPINGTON

BORDER 281x173 mm
CORNER 190x261x173 mm

03 14 16

SOFIA

BORDER 281x144 mm
CORNER 212x212x144 mm

14 16 20 21

OXFORD

BORDER 281x194 mm
CORNER 237x237x194 mm

03 11 14 16 20

AMIENS

BORDER 281x194 mm
CORNER 237x237x194 mm

11 16 18 21 27

BRIGHTON

BORDER 281x194 mm
CORNER 237x237x194 mm

14 16 21 29

BRISBANE

BORDER 281x194 mm
CORNER 237x237x194 mm

07 14 15 16 21

ABU DHABI A (50%) B (50%)

BORDER [A & B] 281x147 mm
CORNER 166x166x147 mm

11 16 18 21 28

NOVGOROD

BORDER 422x147 mm
CORNER 166x166x147 mm

11 14 16

SAMARA

BORDER 422x147 mm
CORNER 166x166x147 mm

11 14 16

PARIS

BORDER 281x173 mm
CORNER 190x261x173 mm

01 11 14 16 29

MOSCOW A (50%) B (50%)

BORDER [A & B] 422x147 mm
CORNER 166x166x147 mm

11 16 20 21

ROSTOV A (50%) B (50%)

BORDER [A & B] 422x147 mm
CORNER 166x166x147 mm

06 14 16

WESTMINSTER*

BORDER 407x87 mm
CORNER 105x146x87 mm

* Strips are supplied loose

03 11 14 20

MALAGA A B

BORDER 300x113 mm
CORNER 180x130x113 mm

03 16 20

YORK BLUE

BORDER 422x122 mm
CORNER 166x166x122 mm

11 14 16

YORK YELLOW

BORDER 422x122 mm
CORNER 166x166x122 mm

11 14 16 21

DUBAI

BORDER 422x122 mm
CORNER 166x166x122 mm

11 16 18 19 20 21

MUSCAT

BORDER 422x122 mm
CORNER 166x166x122 mm

01 03 04 11 14 16

MANAMA

BORDER 422x122 mm
CORNER 166x166x122 mm

14 16 20 21

ZURICH

A (50%) B (50%)
BORDER (A & B) 422x239 mm
CORNER 260x260x239 mm

14 16 20 21

BASEL

BORDER 422x239 mm
CORNER 260x260x239 mm

01 06 29

BERN

BORDER 422x239 mm
CORNER 260x260x239 mm

14 15 16

GLASGOW

BORDER 421x169 mm
CORNER 190x331x169 mm

03 06 14 20

EDINBURG

BORDER 421x169 mm
CORNER 190x331x169 mm

03 14 16

RIGA

BORDER 421x169 mm
CORNER 190x331x169 mm

14 16 29

VILNIUS

BORDER 421x169 mm
CORNER 190x331x169 mm

14 16 29

GOTHENBURG

BORDER 421x169 mm
CORNER 190x331x169 mm

01 06 16 29

BUDAPEST

BORDER 280x126 mm
CORNER 191x191x126 mm

14 16 21

CUBIC

BORDER 280x151 mm
CORNER 216x216x151 mm

14 16

ODESSA 1

BORDER 280x151 mm
CORNER 216x216x151 mm

01 14 29

ODESSA 2

BORDER 280x151 mm
CORNER 216x216x151 mm

03 16 20

STRASBURG

BORDER 280x151 mm
CORNER 216x216x151 mm

11 14 16

MELBOURNE with 1 strip

BORDER 280x151 mm
CORNER 216x216x151 mm

14 16

MELBOURNE GREEN

BORDER 280x201 mm
CORNER 240x240x201 mm

14 18 28

MELBOURNE with 2 strips

A (50%) B (50%)
BORDER (A & B) 280x201 mm
CORNER 240x240x201 mm

14 16 20

TAMPERE

A (50%) B (50%)
BORDER 280x201 mm
CORNER 240x240x201 mm

07 11 14 16

ASTANA

A (50%) B (50%)
BORDER (A & B) 280x201 mm
CORNER 240x240x201 mm

11 16 21 29

AMSTERDAM

A (50%) B (50%)
BORDER (A & B) 280x201 mm
CORNER 240x240x201 mm

07 11 14 16

LILLE

A (50%) B (50%)
BORDER (A & B) 280x201 mm
CORNER 240x240x201 mm

11 16 18 21 27

CAMBRIDGE

A (50%) B (50%)
BORDER 280x201 mm
CORNER 240x240x201 mm

07 14 16

SEVENOAKS

BORDER 280x201 mm
CORNER 240x240x201 mm

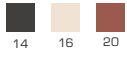
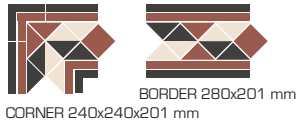
11 13 14 16 18 20

KIEV

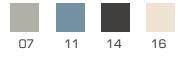
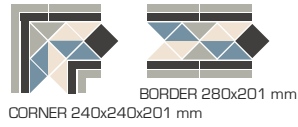
A (50%) B (50%)
BORDER (A & B) 280x201 mm
CORNER 240x240x201 mm

11 16 21 29

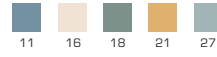
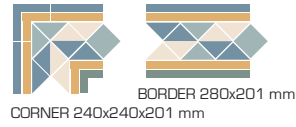
NEWCASTLE



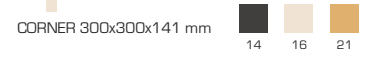
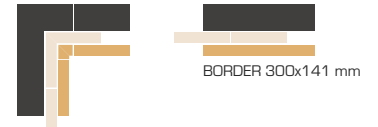
DUNDEE



ORLEANS



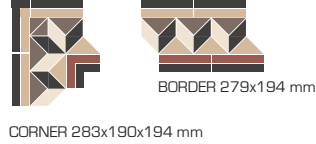
CANNES



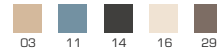
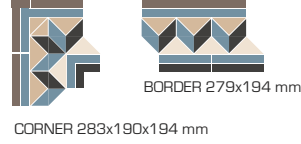
DOHA



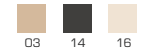
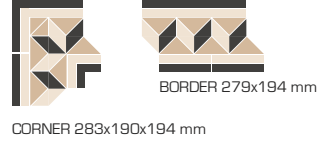
MANCHESTER




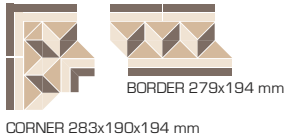
MINSK



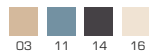
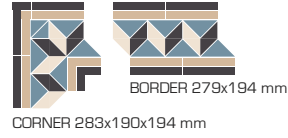
BRISTOL



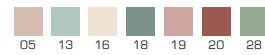
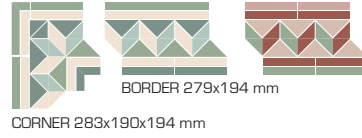
PRAGUE



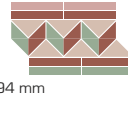
SWANSEA



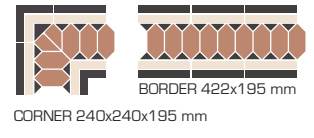
BERGEN GREEN



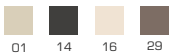
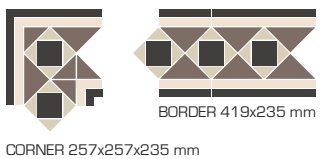
PINK



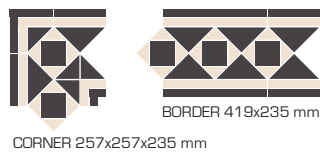
FLORENCE



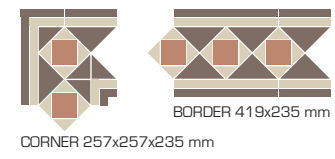
POZNAN



DOVER



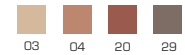
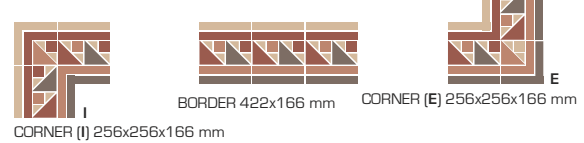
DERBY



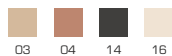
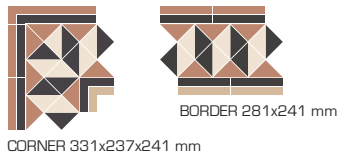
SIENA



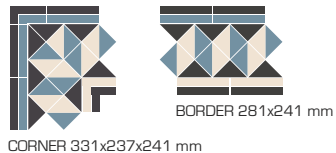
ISTANBUL



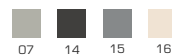
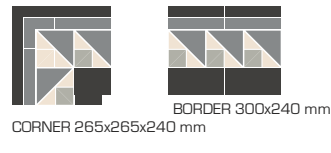
WINDSOR



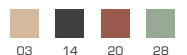
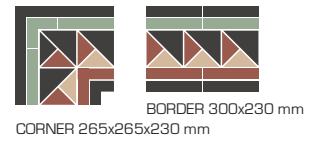
CHESTER



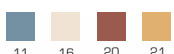
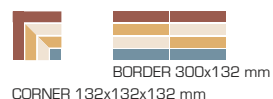
BIRMINGHAM



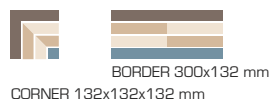
NIMES



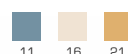
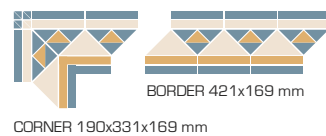
BAKU



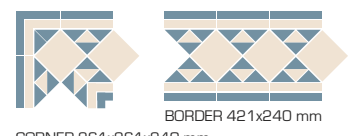
BUCHAREST



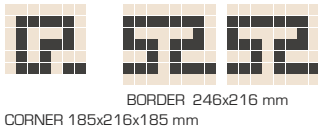
AUCKLAND



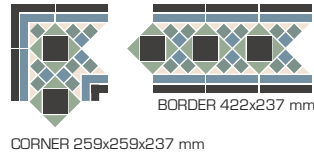
SYDNEY



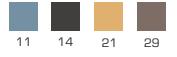
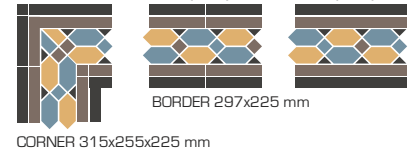
ATHENS



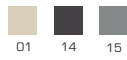
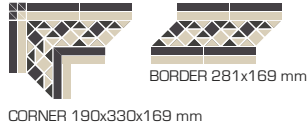
GREENWICH



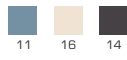
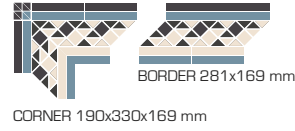
MELROSE



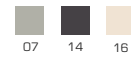
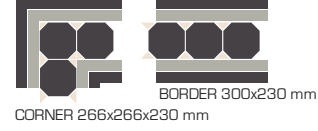
ROTTERDAM



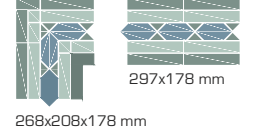
CARDIFF



HAMBURG



UTAH







Restaurant Cafe Del Sol - Germany



Restaurant - Latvia

INVER JEDDAH



SHEET 294x294 mm

OCT 96x96
LOZENGE 96x44x52
DOT 29x29 (3D)
TR1/4 DOT 20x20

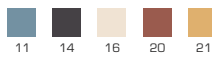
JOINT 4,0 (mm)





BORDER 413x53 mm

CORNER 107x107x53 mm

* Strips are supplied loose



INVER LONDON



SHEET 294x294 mm

OCT 96x96
LOZENGE 96x44x52
DOT 29x29 (3D)
TR1/4 DOT 20x20

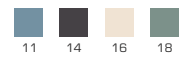
JOINT 4,0 (mm)




BORDER 413x53 mm

CORNER 107x107x53 mm

* Strips are supplied loose



BELFAST



SHEET 294x294 mm

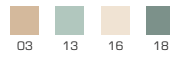
OCT 96x96
LOZENGE 96x44x52
DOT 29x29 (3D)

JOINT 4,0 (mm)




BORDER 422X147 mm

CORNER 166X166X147 mm



GUILFORD



SHEET 294x294 mm

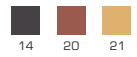
OCT 96x96
LOZENGE 96x44x52
DOT 29x29 (3D)

JOINT 4,0 (mm)





BORDER 422X147 mm

CORNER 166X166X147 mm



ESTORIL YELLOW



SHEET 301x301 mm

LOZENGE 96x44x52
DOT 29x29 (3D)
TR1/2 DOT 25x25

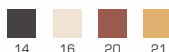
JOINT 4,0 (mm)




BORDER 413x53 mm

CORNER 107x107x53 mm

* Strips are supplied loose





ESTORIL BLUE



SHEET 301x301 mm



ESTORIL GREEN



SHEET 301x301 mm

LOZENGE 96x44x52
DOT 29x29 (3D)
TR1/2 DOT 25x25

JOINT 4,0 (mm)



BORDER 413x53 mm

CORNER 107x107x53 mm

* Strips are supplied loose





Private Residence, Moscow - Russia



Alex-Group Restaurant, Frankfurt - Germany



Cults Hotel, Aberdeen - UK



Pub Liberty, Kaliningrad - Russia

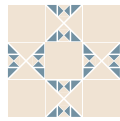



Algarve Shopping, Albufeira - Portugal



Private Residence - Finland

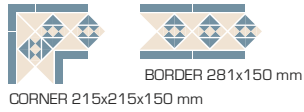
MUNICH 1



SHEET 300x300 mm

96x96
 2TR 64x64
 TR1/2 DOT 25x25
 TR1/4 DOT 20x20

JOINT 4,0 (mm)





CORNER 215x215x150 mm

BORDER 281x150 mm



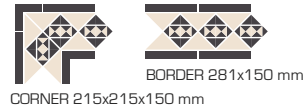
MUNICH 2



SHEET 300x300 mm

96x96
 2TR 64x64
 TR1/2 DOT 25x25
 TR1/4 DOT 20x20

JOINT 4,0 (mm)




CORNER 215x215x150 mm

BORDER 281x150 mm



RICHMOND GREEN



GREEN



SHEET 300x300 mm

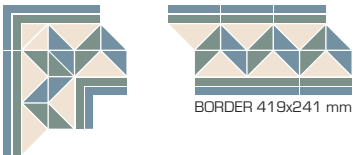
96x96
 2TR 64x64

JOINT 4,0 (mm)

PINK



SHEET 300x300 mm




CORNER 400x261x241 mm

BORDER 419x241 mm



RICHMOND BLACK



BLACK



SHEET 300x300 mm

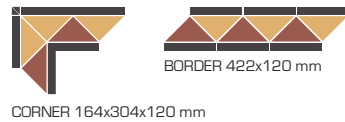
96x96
 2TR 64x64

JOINT 4,0 (mm)

BLUE



SHEET 300x300 mm




CORNER 164x304x120 mm

BORDER 422x120 mm



AVEIRO



A-1



A-2



A-3

SHEET 300x300 mm

96x96
 2TR 64x64

JOINT 4,0 (mm)




CORNER 236x236x190 mm

BORDER 422x190 mm



CASCAIS



C-1



C-2

SHEET 300x300 mm

96x96
 2TR 64x64
 4TR 93x93

JOINT 4,0 (mm)





Private Residence, Dublin - Ireland



Hotel Miramar, Madeira - Portugal





Hotel Narendra Bhawam, Bikaner, Rajasthan - India

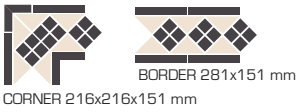


Taberna Real, Madrid - Spain

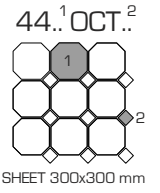

OCTAGON [4416 OCT 14]



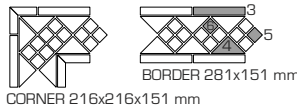
OCT 96x96
 DOT 29x29 (3D)
 JOINT 4,0 (mm)



OCTAGON CUSTOMISED COMPOSITIONS




OCT 96x96
 DOT 29x29 (3D)
 JOINT 4,0 (mm)



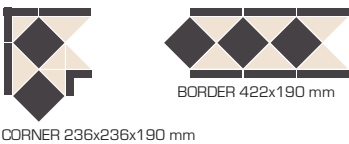
- 1 - check the colours available in octagon 96x96.
- 2 - choose the dot colour.
- 3, 4, 5, 6, 7 - also inform required colours for the other components.

VICTORIAN DESIGNS

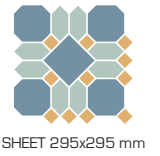

PORTREE BLACK



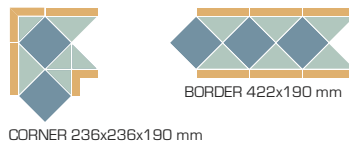
96x96
 OCT 96x96
 LOZENGE 96x44x52
 DOT 29x29 (3D)
 JOINT 4,0 (mm)





PORTREE BLUE



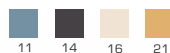
96x96
 OCT 96x96
 LOZENGE 96x44x52
 DOT 29x29 (3D)
 JOINT 4,0 (mm)





YORK YELLOW



OCT 96x96
 DOT 29x29 (3D)
 TR1/2 DOT 25x25
 JOINT 4,0 (mm)



YORK BLUE



OCT 96x96
 DOT 29x29 (3D)
 TR1/2 DOT 25x25
 JOINT 4,0 (mm)





Private Residence, Moscow - Russia



Kirsons Māja, Lido - Latvia



Singer House, St. Petersburg - Russia



Sinod and Senate Palace, St. Petersburg - Russia

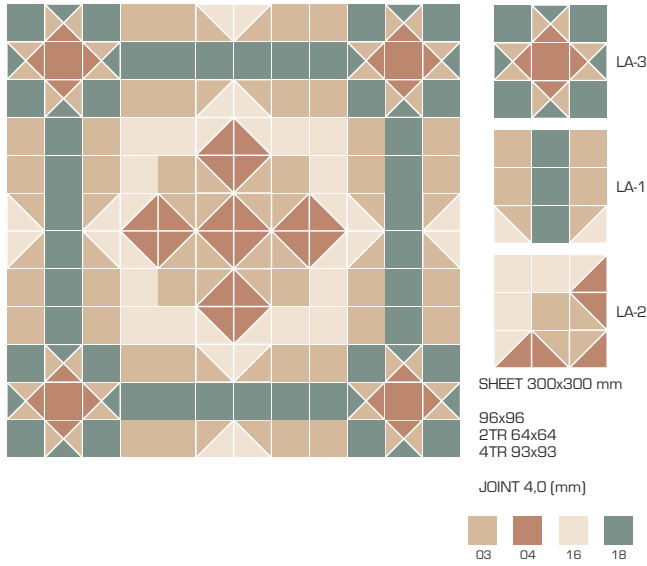


Harat's Irish Pub, Blagoveshchenk - Russia



Private Residence, Moscow - Russia

LAS VEGAS



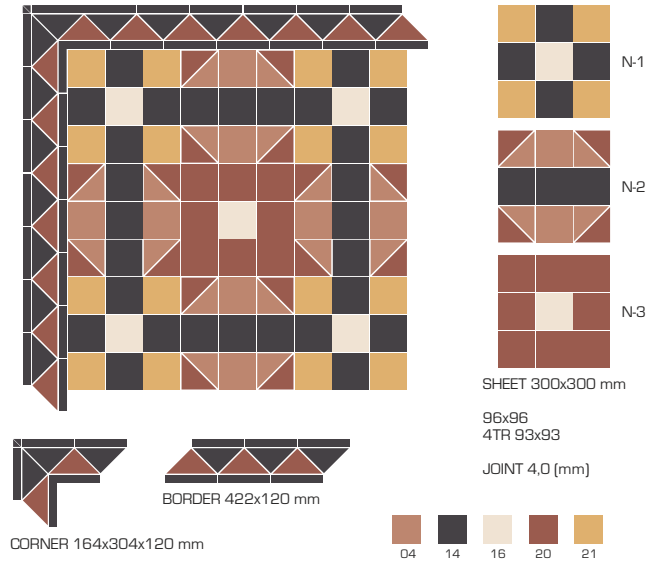
LA-3
 LA-1
 LA-2

SHEET 300x300 mm
 96x96
 2TR 64x64
 4TR 93x93

JOINT 4,0 (mm)

03 04 16 18

NOTTINGHAM



N-1
 N-2
 N-3

SHEET 300x300 mm
 96x96
 4TR 93x93

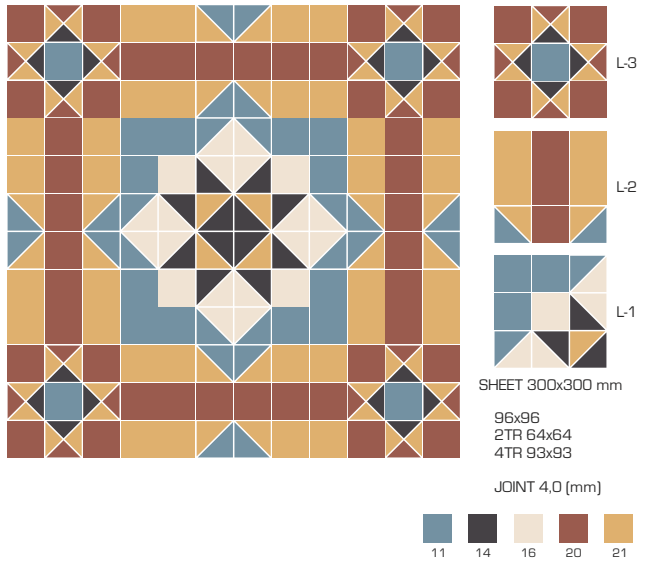
JOINT 4,0 (mm)

BORDER 422x120 mm

CORNER 164x304x120 mm

04 14 16 20 21

LISBON



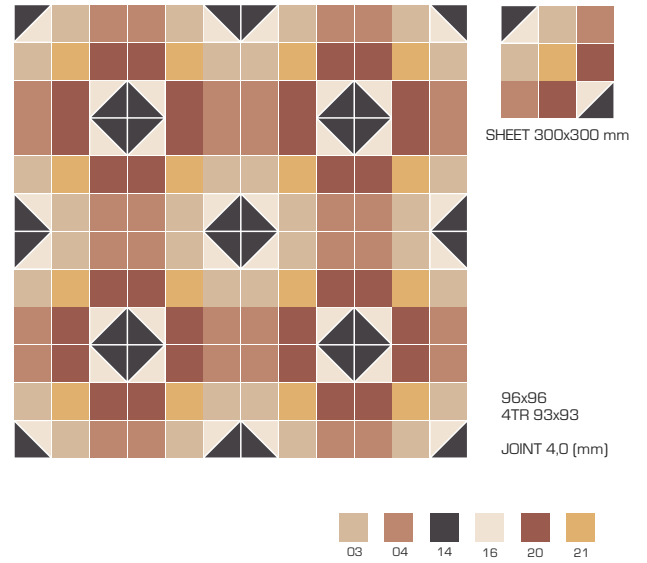
L-3
 L-2
 L-1

SHEET 300x300 mm
 96x96
 2TR 64x64
 4TR 93x93

JOINT 4,0 (mm)

11 14 16 20 21

COIMBRA



SHEET 300x300 mm

96x96
 4TR 93x93

JOINT 4,0 (mm)

03 04 14 16 20 21

MAGIC SHEET



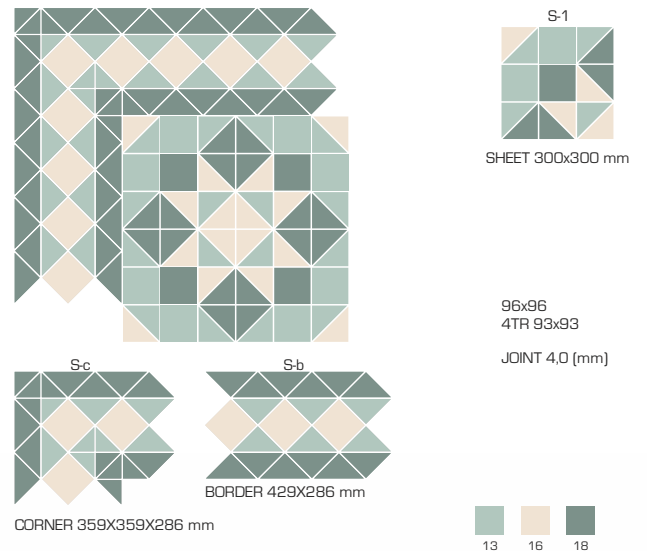
SHEET 300x300 mm

96x96
 4TR 93x93

JOINT 4,0 (mm)

01 06 29 30

SINTRA



S-1

SHEET 300x300 mm

96x96
 4TR 93x93

JOINT 4,0 (mm)

S-c
 S-b

BORDER 429x286 mm

CORNER 359x359x286 mm

13 16 18



Coffee shop La Madrileña, Madrid - Spain

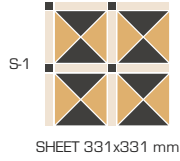



Pub Britannica, Kaliningrad - Russia



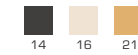
Restaurant, Kazan - Russia

ST. SEPULCHRE




4TR 93x93
 5STP 21x137
 TR1/4 DOT 20x20

JOINT 4,0 (mm)

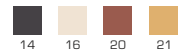
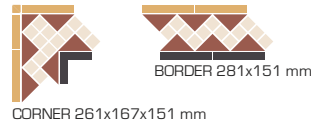


TOMAR





OCT 96x96
 LOZENGE 96x44x52
 DOT 29x29 (3D)
 TR1/2 DOT 25x25

JOINT 4,0 (mm)

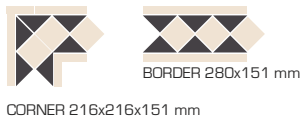


CUBIC

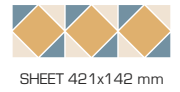



96x96
 2TR 64x64

JOINT 4,0 (mm)



CUBIC YELLOW

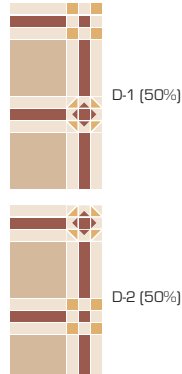



96x96
 2TR 64x64

JOINT 4,0 (mm)

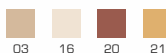


DUBLIN





146x146
 6STP 29x146
 DOT 29x29 (3D)
 TR1/2 DOT 25x25
 TR1/4 DOT 20x20

JOINT 4,0 (mm)

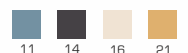


MARVILA



146x146
 6STP 29x146
 DOT 29x29 (3D)

JOINT 4,0 (mm)





Private Residence, Moscow - Russia



Private Residence - Russia



Private Residence - Taiwan

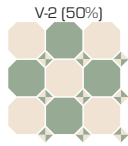




Sinod and Senate Palace, St. Petersburg - Russia



Private Swimming Pool, Aveiro - Portugal

VENEZIA



SHEET 300x300 mm

OCT 96x96
 TR1/4 DOT 20x20

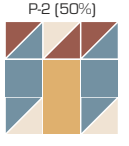
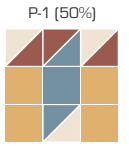

JOINT 4,0 (mm)



BORDER 280x127 mm

CORNER 121x260x127 mm

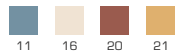
PRISMS



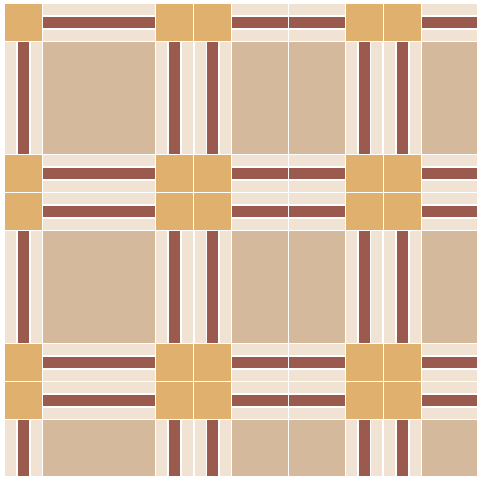
SHEET 300x300 mm

96x96
 4TR 93x93

JOINT 4,0 (mm)



1



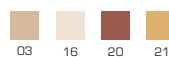
MUMBAI




SHEET 250x250 mm

146x146
 96x96
 6STP 29x146


JOINT 4,0 (mm)




2



BALDONNEL



B-1 (50%)

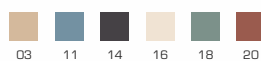


B-2 (50%)

SHEET 300x300 mm

96x96
 64x64 (6D)
 2TR 64x64
 1TR 45x45


JOINT 4,0 (mm)



BORDER 281x173 mm

CORNER 190x261x173 mm

NEW YORK



SHEET 300x300 mm

96x96
 4TR 93x93

JOINT 4,0 (mm)





Pousada dos Loios, Évora - Portugal



TopCer's Factory, Oia - Portugal



Private Residence, Dublin - Ireland



Private Residence, Auckland - New Zealand



Bar Temple & Sons, London - UK

GLASGOW

G-1 (50%)
 G-2 (50%)
 SHEET 283x283 mm
 96x96
 4TR 93x93
 2TR 64x64
 JOINT 4,0 (mm)
 CORNER 190x331x169 mm
 BORDER 421x169 mm
 03 06 14 20

MANCHESTER

SHEET 293x293 mm
 96x96
 2TR 64x64
 1TR 45x45
 JOINT 2,5 (mm)
 CORNER 283x190x194 mm
 BORDER 279x194 mm
 03 14 16 20 29

EDINBURG

SHEET 300x300 mm
 96x96
 64x64 (6D)
 4TR 93x93
 2TR 64x64
 1TR 45x45
 JOINT 4,0 (mm)
 CORNER 190x331x169 mm
 BORDER 421x169 mm
 03 14 16

BRIGHTON

SHEET 300x300 mm
 96x96
 64x64 (6D)
 4TR 93x93
 1TR 45x45
 JOINT 4,0 (mm)
 CORNER 237x237x194 mm
 BORDER 281x194 mm
 14 16 21 29

PARIS

SHEET 247x247 mm
 OCT 96x96
 LOZENGE 96x44x52
 DOT 29x29 (3D)
 TR1/4 DOT 20x20
 JOINT 4,0 (mm)
 CORNER 190x261x173 mm
 BORDER 281x173 mm
 01 11 14 16 29

OXFORD

O-1
 SHEET 300x300 mm
 96x96, 4TR 93x93
 2TR 64x64
 O-2
 SHEET 200x200 mm
 64x64 (6D), 4TR 93x93
 2TR 64x64, 1TR 45x45
 O-3
 SHEET 200x300 mm
 96x96
 JOINT 4,0 (mm)
 CORNER 237x237x194 mm
 BORDER 281x194 mm
 03 11 14 16 20



Hotel Narendra Bhawam, Bikaner, Rajasthan - India



Private Residence, Belousovo - Russia



Private Residence, Cheboksary - Russia



Private Residence, Moscow - Russia




Amundsen Bryggeri & Spiseri, Oslo - Norway



Auberge de la Jeunesse, Paris - France

MADRID



M-1 (50%)



M-2 (50%)




SHEET 240x480 mm

146x146
 6STP 29x146
 TR1/2 DOT 25x25
 TR1/4 DOT 20x20

JOINT 2,0 (mm)



PAMPLONA



SHEET 181x363 mm

146x146
 DOT 29x29 (3D)
 6STP 29x146

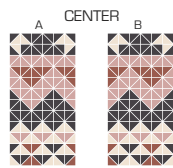
JOINT 4,0 (mm)



ST. PETERSBURG



TOPS
 SHEET 350x58 mm



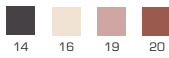
EACH SHEET 175x350 mm




SHEET 204x234 mm

TR1/2 DOT 25x25

JOINT 2,0 (mm)



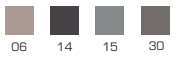
TORONTO




SHEET 241x481 mm

96x96
 5STP 21x137
 4TR 93x93

JOINT 4,0 (mm)



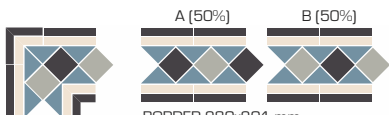
TAMPERE



SHEET 300x300 mm

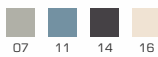
96x96
 4TR 93x93
 2TR 64x64

JOINT 4,0 (mm)


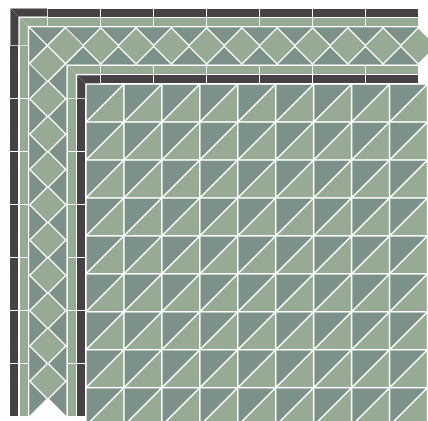


BORDER 280x201 mm

CORNER 240x240x201 mm



MELBOURNE



SHEET 300x300 mm

4TR 93x93

JOINT 4,0 (mm)



BORDER 280x201 mm

CORNER 240x240x201 mm





Brasserie Coup D'État, Paris - France



Restaurant Castanheira de Pêra - Portugal



Private Residence - Finland

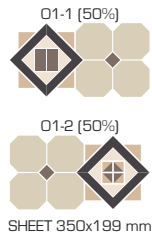



Private Residence - Russia

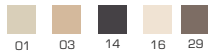


Hightail Docklands Bar & Pub, Melbourne - Australia

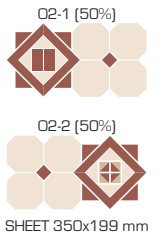

ODESSA 1



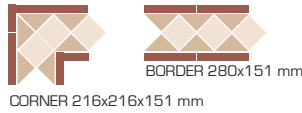
(AREA 0,06m²)
 OCT 96x96
 DOT 29x29 (3D)
 1TR 45x45
 TR1/2 DOT 25x25
 5STP 21x137
 JOINT 4,0 (mm)





ODESSA 2



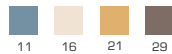
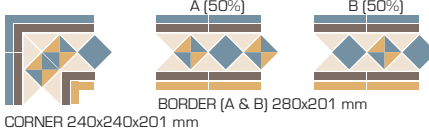
(AREA 0,06m²)
 OCT 96x96
 DOT 29x29 (3D)
 1TR 45x45
 TR1/2 DOT 25x25
 5STP 21x137
 JOINT 4,0 (mm)




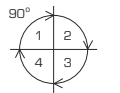

KIEV



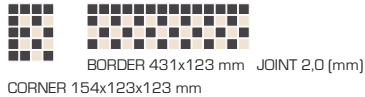
64x64 (6D)
 DOT 29x29 (3D)
 TR1/2 DOT 25x25
 TR1/4 DOT 20x20
 LOZENG 96x44x52
 JOINT 4,0 (mm)





KHARKOV



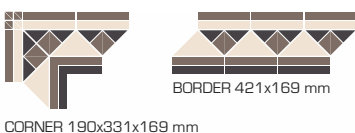
4TR 93x93
 JOINT 4,0 (mm)





RIGA



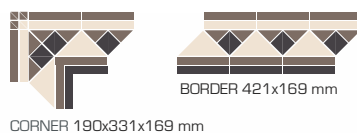
4TR 93x93
 2TR 64x64
 1TR 45x45
 JOINT 4,0 (mm)



VILNIUS



4TR 93x93
 2TR 64x64
 1TR 45x45
 JOINT 4,0 (mm)





Private Residence - Russia



Brasserie La Bombe, Paris - France




Restaurant Manger, Paris - France



Brasserie La Terrasse des Archives, Paris - France

MINSK



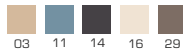
SHEET 300x300 mm

4TR 93x93
 2TR 64x64

JOINT 4,0 (mm)



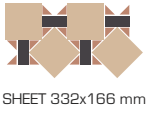

96x96
 *Supplied loose



CORNER 283x190x194 mm

BORDER 279x194 mm

TALLINN



SHEET 332x166 mm

96x96
 TR1 / 2D DOT 25x25
 6STP (S)

JOINT 4,0 (mm)




CORNER 166x166x147 mm

BORDER 422x147 mm



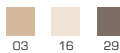
PRAGUE



SHEET 300x300 mm

4TR 93x93
 2TR 64x64
 1TR 45x45

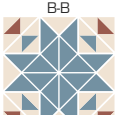
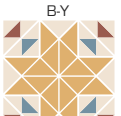
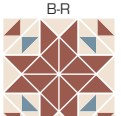

JOINT 4,0 (mm)



CORNER 283x190x194 mm

BORDER 279x194 mm

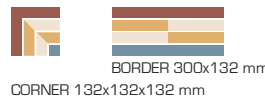
BAKU



SHEET 298x298 mm

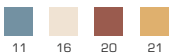
2TR 64x64
 1TR 45x45

JOINT 4,0 (mm)




CORNER 132x132x132 mm

BORDER 300x132 mm



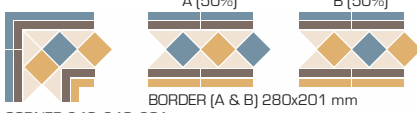
ASTANA



SHEET 298x298 mm

2TR 64x64
 1TR 45x45

JOINT 4,0 (mm)

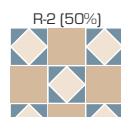
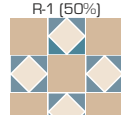



CORNER 240x240x201 mm

A (50%) B (50%)

BORDER (A & B) 280x201 mm

ROMA



SHEET 300x300 mm

96x96
 64x64 (6D)
 1TR 45x45

JOINT 4,0 (mm)



CORNER 190x261x173 mm

BORDER 281x173 mm





Private Residence, Vladivostok - Russia



Private Residence - Russia



Private Residence, Moscow - Russia



Private Residence, Moscow - Russia

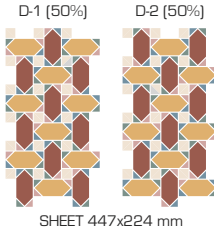
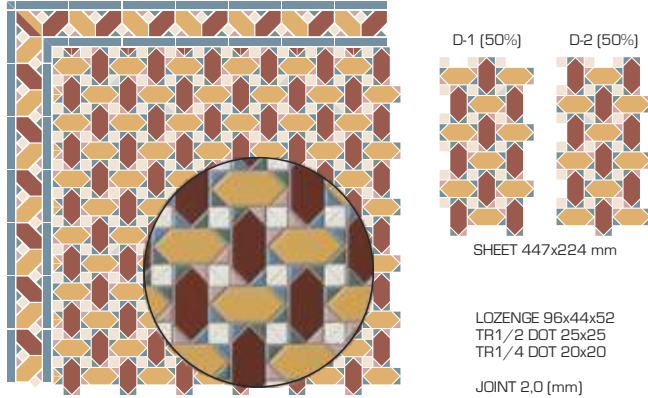


Private Residence, Moscow - Russia



Private Residence, Moscow - Russia

DUBAI



SHEET 447x224 mm

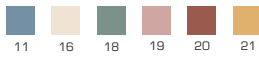
LOZENGE 96x44x52
 TR1/2 DOT 25x25
 TR1/4 DOT 20x20

JOINT 2.0 (mm)

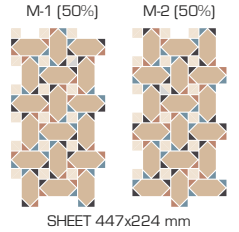
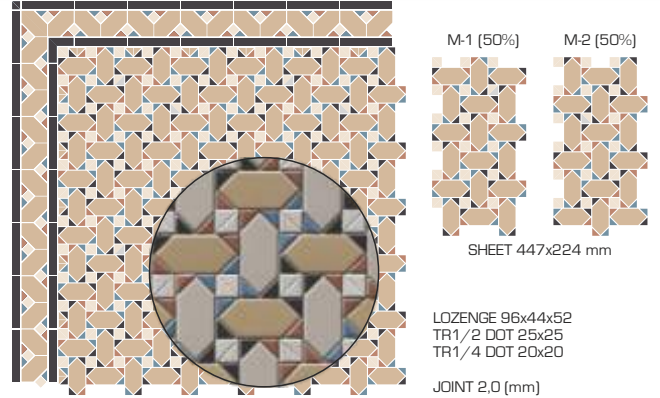


CORNER 166x166x122 mm

BORDER 422x122 mm



MUSCAT



SHEET 447x224 mm

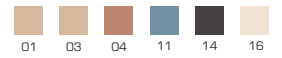
LOZENGE 96x44x52
 TR1/2 DOT 25x25
 TR1/4 DOT 20x20

JOINT 2.0 (mm)

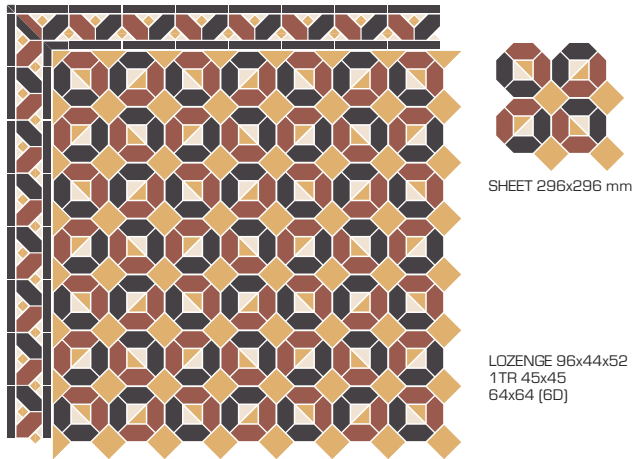


CORNER 166x166x122 mm

BORDER 422x122 mm



MANAMA



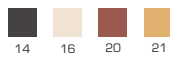
SHEET 296x296 mm

LOZENGE 96x44x52
 1TR 45x45
 64x64 (6D)

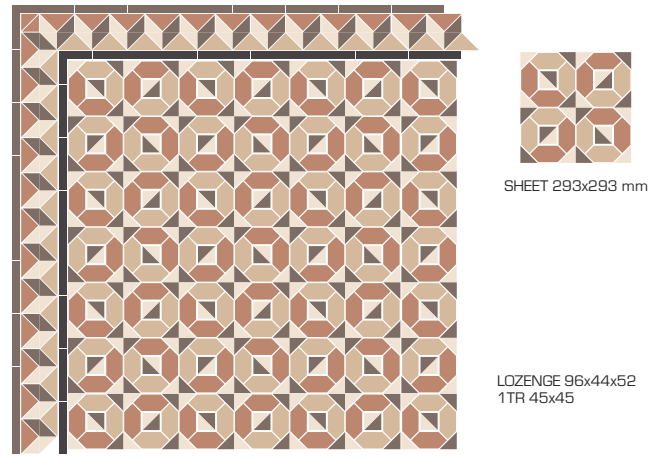


CORNER 166x166x122 mm

BORDER 422x122 mm



DOHA



SHEET 293x293 mm

LOZENGE 96x44x52
 1TR 45x45


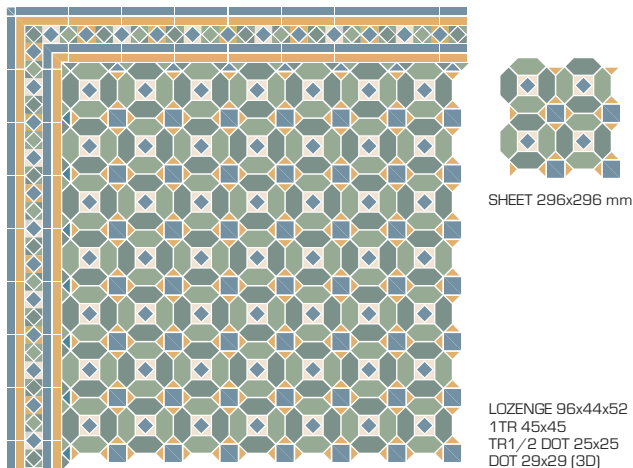


CORNER 259x166x147 mm

BORDER 279x147 mm

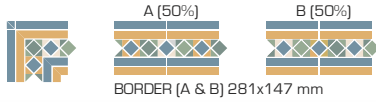


ABU DHABI



SHEET 296x296 mm

LOZENGE 96x44x52
 1TR 45x45
 TR1/2 DOT 25x25
 DOT 29x29 (3D)

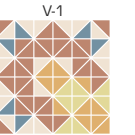
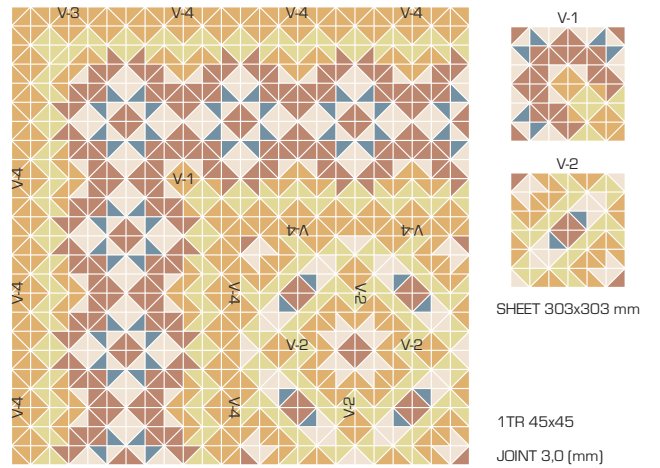


CORNER 166x166x147 mm

BORDER (A & B) 281x147 mm



VIENNA



SHEET 303x303 mm

1TR 45x45

JOINT 3.0 (mm)




SHEET 303x303 mm

SHEET 303x303 mm



AMSTERDAM



A-1 (50%)



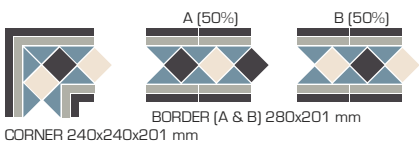
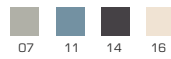
A-2 (50%)



SHEET 300x300 mm

96x96
 4TR 93x93


JOINT 4,0 (mm)



CORNER 240x240x201 mm

BORDER (A & B) 280x201 mm

BRATISLAVA



B-1 (50%)



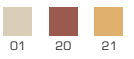
B-2 (50%)



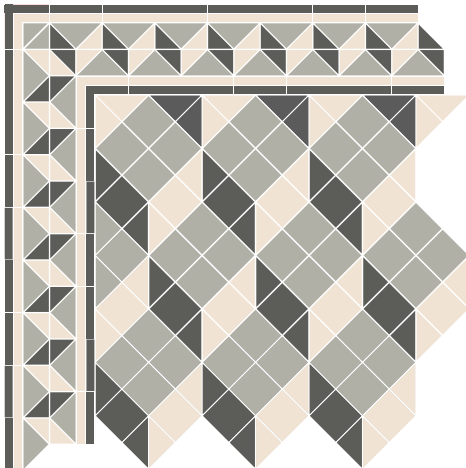
SHEET 188x375 mm

4TR 93x93
 5STP 21x137

JOINT 3,0 (mm)



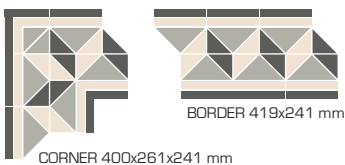
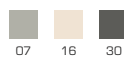
BRUSSELS



SHEET 300x300 mm
 (AREA 0,08m²)

96x96
 4TR 93x93


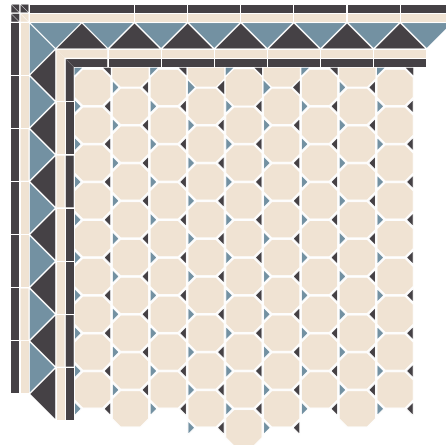
JOINT 4,0 (mm)



CORNER 400x261x241 mm

BORDER 419x241 mm

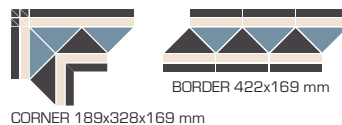
HONG KONG



SHEET 300x300 mm

OCT 96x96
 TR1/2 DOT 25x25



JOINT 4,0 (mm)



CORNER 189x328x169 mm

BORDER 422x169 mm

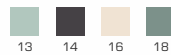
GENEVA



SHEET 303x303 mm

1TR 45x45


JOINT 3,0 (mm)



CORNER 165x305x120 mm

BORDER 420x120 mm

CANNES



C-1 (50%)



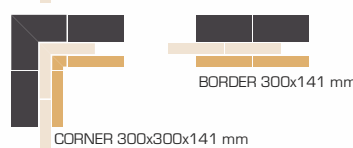
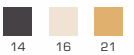
C-2 (50%)



SHEET 303x303 mm

1TR 45x45


JOINT 3,0 (mm)



CORNER 300x300x141 mm

BORDER 300x141 mm

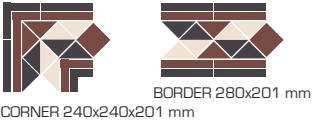
NEWCASTLE



SHEET 300x300 mm

4TR 93x93
96x96

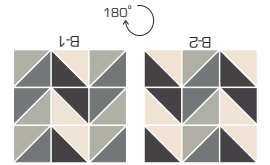
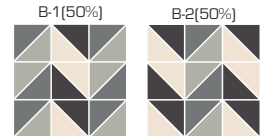

JOINT 4,0 (mm)



BORDER 280x201 mm

CORNER 240x240x201 mm

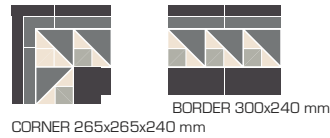
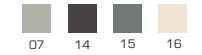
BIRMINGHAM



SHEET 300x300 mm

4TR 93x93


JOINT 4,0 (mm)



BORDER 300x240 mm

CORNER 265x265x240 mm


BRISTOL



SHEET 300x300 mm

96x96
4TR 93x93


JOINT 4,0 (mm)



BORDER 279x194 mm

CORNER 283x190x194 mm

LEEDS



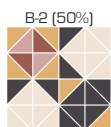

SHEET 300x300 mm

4TR 93x93

JOINT 4,0 (mm)



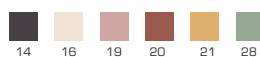
BUDAPEST



SHEET 276x276mm

2TR 64x64


JOINT 3,0 (mm)



BORDER 280x126 mm

CORNER 191x191x126 mm

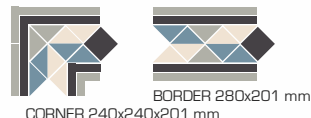
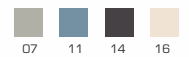
DUNDEE



SHEET 300x300 mm

96x96
2TR 64x64

JOINT 4,0 (mm)



BORDER 280x201 mm

CORNER 240x240x201 mm



Private Residence, Moscow - Russia

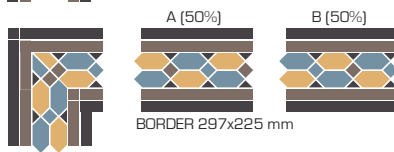
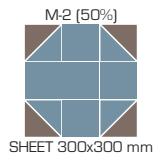
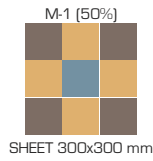
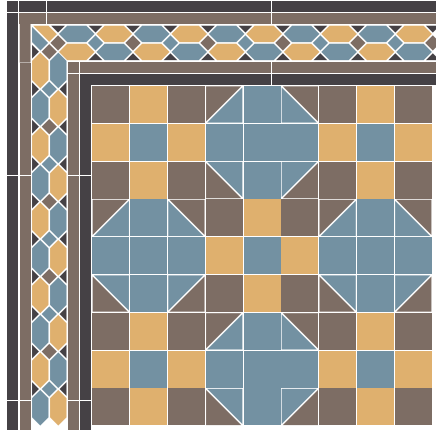


Private Residence, Moscow - Russia

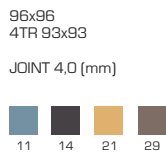


Restaurant Craby Outaby, Moscow - Russia

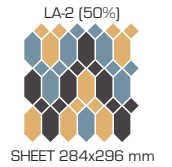
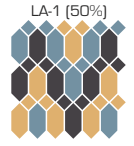

MELROSE



CORNER 315x255x225 mm



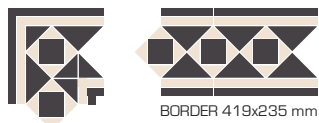
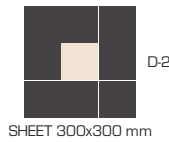
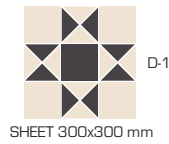

LOS ANGELES



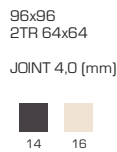
LOZENGE 96x44x52
 DOT 29x29 (3D)
 JOINT 4,0 (mm)




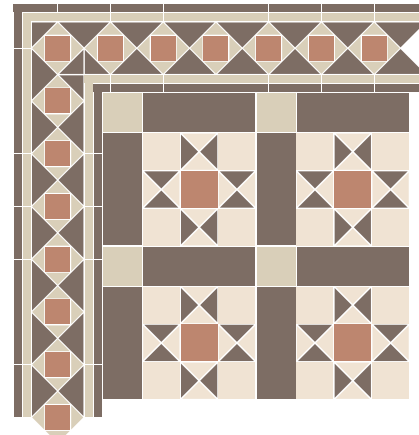
DOVER



CORNER 257x257x235 mm



DERBY





96x96
 2TR 64x64
 JOINT 4,0 (mm)



CORNER 257x257x235 mm

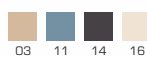
SWANSEA



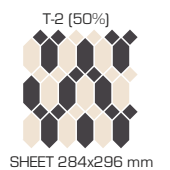
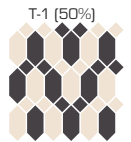

96x96
 2TR 64x64
 1TR 45x45
 JOINT 2,5 (mm)



CORNER 283x190x194 mm
www.topcer.com



TURIN



LOZENGE 96x44x52
 DOT 29x29 (3D)
 JOINT 4,0 (mm)






Restaurant Craby Qutaby, Moscow - Russia



Restaurant Pescarus, Bucharest - Romania



Restaurant Pescarus, Bucharest - Romania

NIMES

SHEET 300x300 mm

64x64 (6D)
4TR 93x93
2TR 64x64
1TR 45x45

JOINT 4,0 (mm)

CORNER 265x265x230 mm

BORDER 300x230 mm

03 14 20 28

EVORA

SHEET 300x300 mm

4TR 93x93
1TR 45x45

JOINT 4,0 (mm)

06 14 16 20 21 29

LILLE

L

SHEET 350x199 mm
(AREA 0,06m²)

OCT 96x96
DOT 29x29 (3D)
64x64 (6D)
2TR 64x64
1TR 45x45

JOINT 4,0 (mm)

A (50%) B (50%)

BORDER (A & B) 280x201 mm

CORNER 240x240x201 mm

11 16 18 21 27

AMIENS

A

SHEET 350x199 mm
(AREA 0,06m²)

OCT 96x96
DOT 29x29 (3D)
2TR 64x64
1TR 45x45
TR1/2 DOT 25x25
TR1/4 DOT 20x20

JOINT 4,0 (mm)

BORDER 281x194 mm

CORNER 237x237x194 mm

11 16 18 21 27

ORLEANS

L (50%)

SHEET 350x199 mm
(AREA 0,06m²)

A (50%)

SHEET 350x199 mm
(AREA 0,06m²)

OCT 96x96
DOT 29x29 (3D)
2TR 64x64
1TR 45x45
TR1/2 DOT 25x25
TR1/4 DOT 20x20

JOINT 4,0 (mm)

BORDER 280x201 mm

CORNER 240x240x201 mm

11 16 18 21 27

STRASBURG

SHEET 350x199 mm
(AREA 0,06m²)

OCT 96x96
DOT 29x29 (3D)
64x64 (6D)
2TR 64x64
1TR 45x45

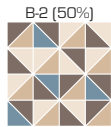


JOINT 4,0 (mm)

BORDER 280x151 mm

CORNER 216x216x151 mm

11 14 16

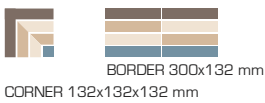
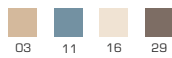
BUCHAREST




SHEET 276x276mm

2TR 64x64

JOINT 3,0 (mm)



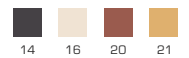
SOFIA





SHEET 276x276mm

2TR 64x64

JOINT 3,0 (mm)



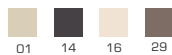
POZNAN




SHEET 276x276mm

2TR 64x64

JOINT 3,0 (mm)



NEWPORT



180°



SHEET 400x200 mm

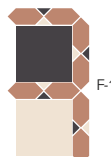
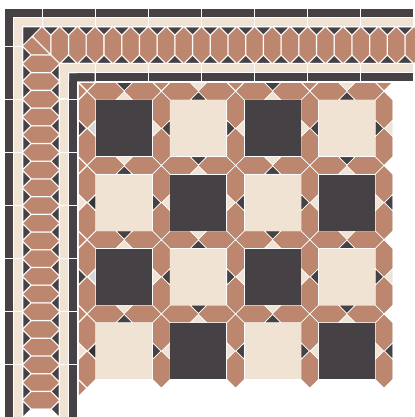
96x96

4TR 93x93

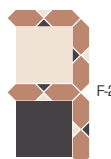
JOINT 4,0 (mm)



FLORENCE



F-1 (50%)

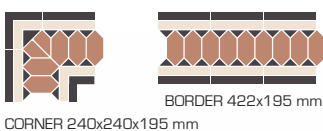
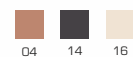


F-2 (50%)

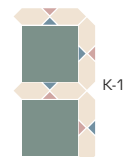
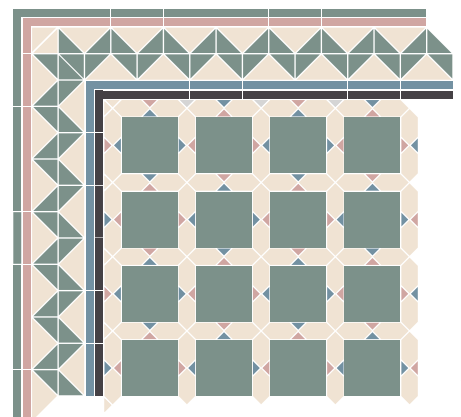
SHEET 393x196mm

146x146
 LOZENGE 96x44x52
 TR1/2 DOT 25x25

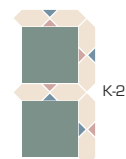
JOINT 3,5 (mm)



KALININGRAD



K-1 (50%)



K-2 (50%)


SHEET 393x196mm

146x146
 LOZENGE 96x44x52
 TR1/2 DOT 25x25

JOINT 3,5 (mm)



SYDNEY



SHEET 389x195 mm


OCT 96x96
LOZENGE 96x44x52
DOT 29x29 (3D)
6STP (S)

JOINT 4,0 (mm)



CORNER 261x261x240 mm
BORDER 421x240 mm

BRUGES



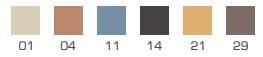
B-1




B-2

SHEET 389x195 mm

LOZENGE 96x44x52
1TR 45x45
TR1/2 DOT 25x25
JOINT 4,0 (mm)



MONACO




SHEET 212x212 mm

96x96
2TR 64x64
TR1/4 DOT 20x20
5STP 21x137

JOINT 3,0 (mm)



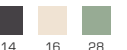
NICE



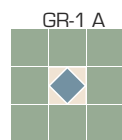
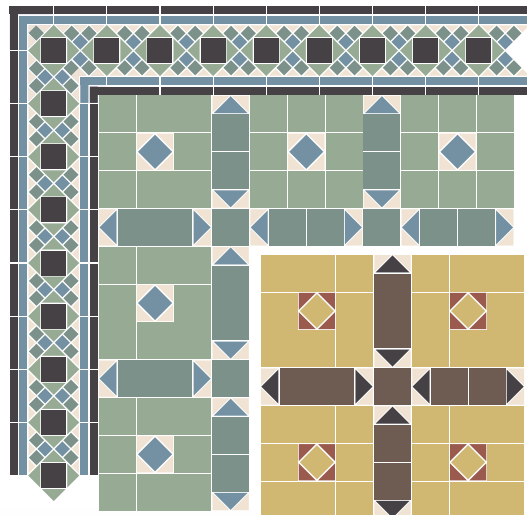
SHEET 424x212 mm

96x96
2TR 64x64
TR1/4 DOT 20x20
5STP 21x137

JOINT 3,0 (mm)



GREENWICH



SHEET 300x300 mm

GR-2 A

SHEET 100x400 mm

GR-1 B

SHEET 300x300 mm

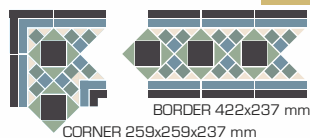
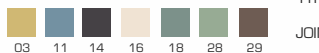
GR-2 B

SHEET 100x400 mm

JOINT 4,0 (mm)


96x96
64x64 (6D)
2TR 64x64
1TR 45x45

JOINT 4,0 (mm)



CORNER 259x259x237 mm
BORDER 422x237 mm

STOCKHOLM



SHEET 328x328 mm

96x96
2TR 64x64
TR1/4 DOT 20x20
5STP 21x137

JOINT 3,5 (mm)





Private Residence, Moscow - Russia




Topcer showroom - Portugal



Private Residence, Moscow - Russia

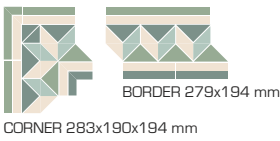
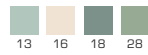
BERGEN GREEN





SHEET 295x295 mm

LOZENGE 96x44x52
DOT 29x29 (3D)
TR1/2 DOT 25x25

JOINT 4,0 (mm)



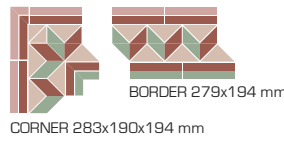
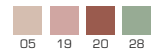
BERGEN PINK




SHEET 295x295 mm

LOZENGE 96x44x52
DOT 29x29 (3D)
TR1/2 DOT 25x25

JOINT 4,0 (mm)



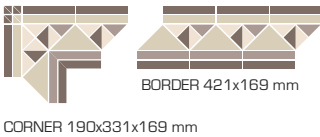
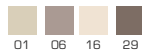
GOTHENBURG




SHEET 295x295 mm

LOZENGE 96x44x52
DOT 29x29 (3D)
TR1/2 DOT 25x25

JOINT 4,0 (mm)



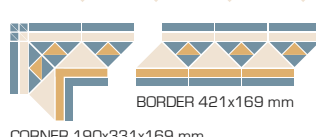

AUCKLAND




SHEET 389x195 mm

LOZENGE 96x44x52
1TR 45x45
TR1/2 DOT 25x25

JOINT 4,0 (mm)



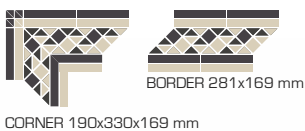
ROTTERDAM




SHEET 300x300 mm

4TR 93x93
2TR 64x64
1TR 45x45

JOINT 4,0 (mm)

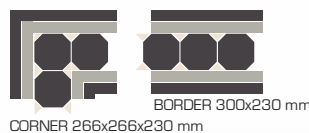


HAMBURG



SHEET 296x296 mm

LOZENGE 96x44x52
1TR 45x45
TR1/2 DOT 25x25
DOT 29x29 (3D)



CAMBRIDGE

C-1 (50%)
C-2 (50%)
SHEET 283x283 mm

A (50%) B (50%)
BORDER 280x201 mm
CORNER 240x240x201 mm

96x96
4TR 93x93
2TR 64x64
JOINT 4,0 (mm)

07 14 16

CARDIFF

C-1
C-2
C-3
SHEET 300x300 mm

96x96
64x64 (6D)
4TR 93x93
2TR 64x64
1TR 45x45
BORDER 281x169 mm
CORNER 190x330x169 mm

JOINT 4,0 (mm)

11 16 14

SEVENOAKS

S-1
S-2
S-3
SHEET 300x300 mm

96x96
64x64 (6D)
4TR 93x93
2TR 64x64
1TR 45x45
BORDER 280x201 mm
CORNER 240x240x201 mm

JOINT 4,0 (mm)

11 13 14 16 18 20

ORPINGTON

SHEET 306x306 mm

OCT 96x96
DOT 29x29 (3D)
TR1/2 DOT 25x25
JOINT 4,0 (mm)

03 14 16
CORNER 190x261x173 mm

BRISBANE

SHEET 300x300 mm

96x96
64x64 (6D)
4TR 93x93
1TR 45x45
JOINT 4,0 (mm)

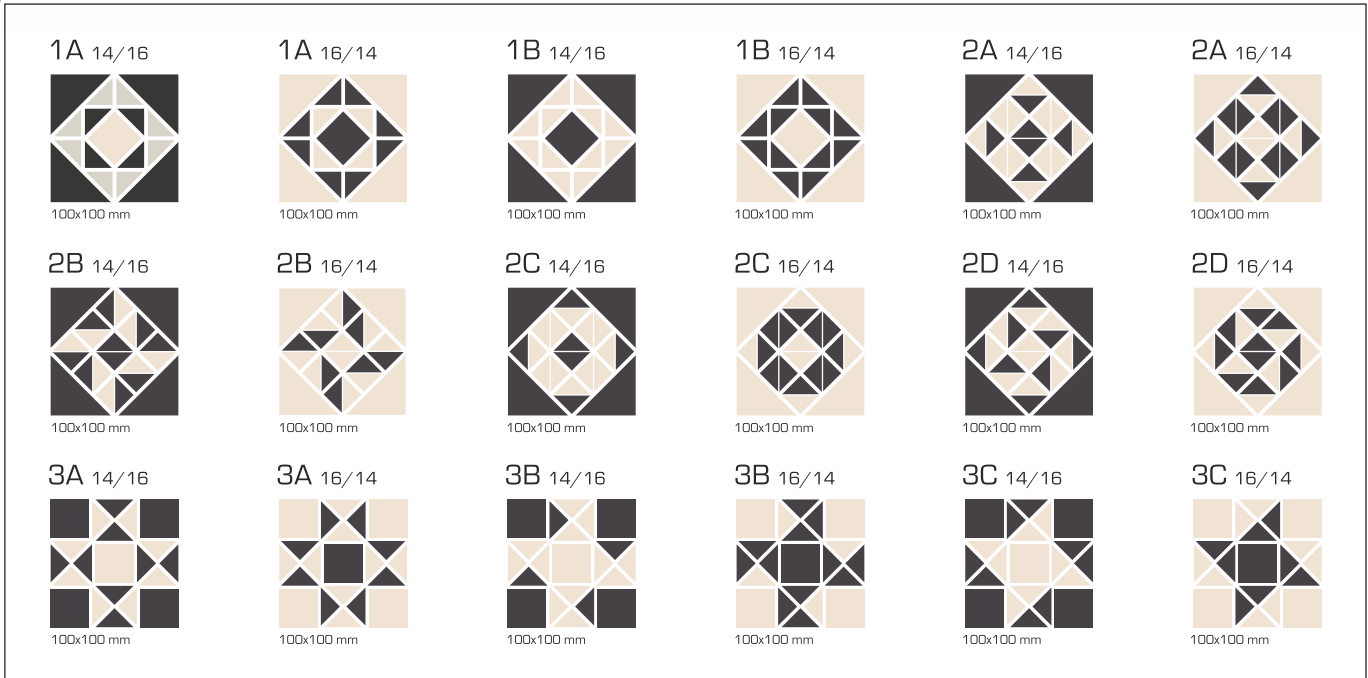
07 14 15 16 21
BORDER 281x194 mm
CORNER 237x237x194 mm

WARSAW


SHEET 300x300 mm

4TR 93x93
JOINT 4,0 (mm)

04 16



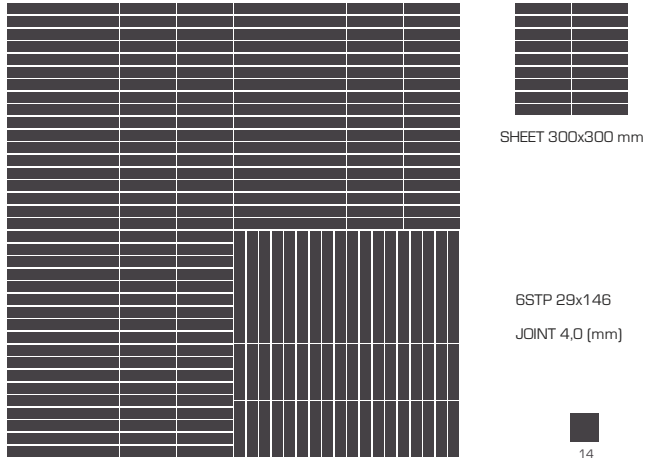
Eurovite showroom, Ede - Netherlands



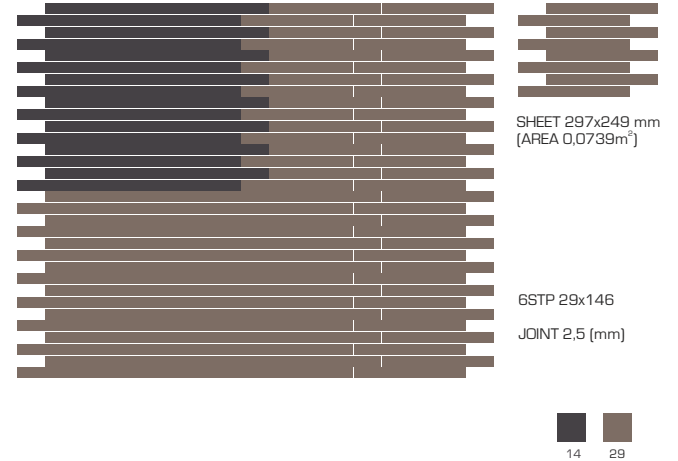
Examples of uses

INSERTS ON MESH


MIAMI



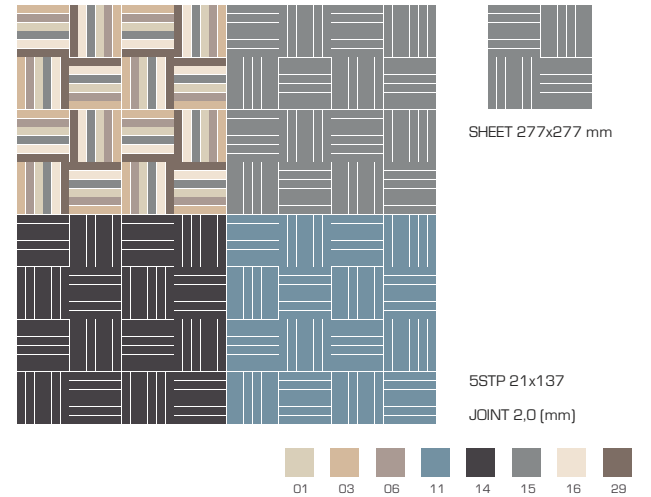
HELSINKI



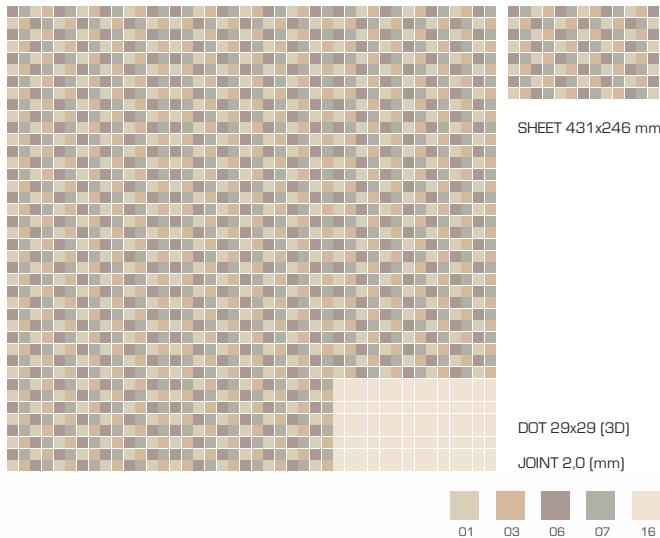
MALMO



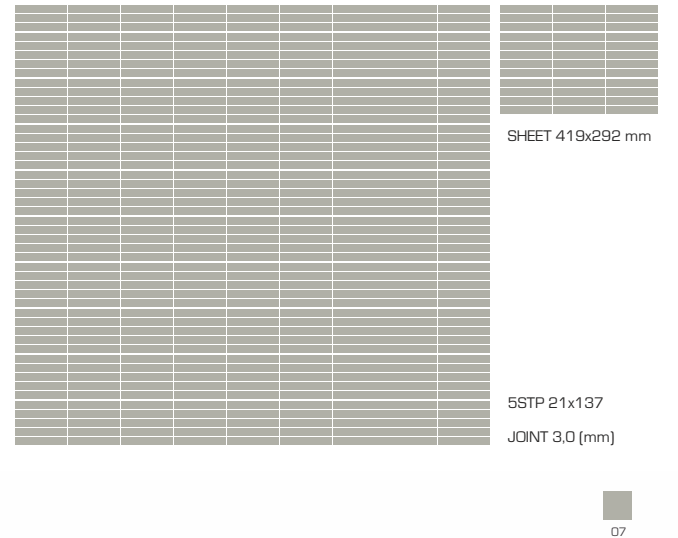
ODENSE



GRANADA



BARCELONA





World Financial Center, NY - USA



Paul, Tower 42, London - UK




Hewing Boutique Hotel, Minneapolis - USA



Private Residence - Finland

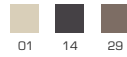
WEAVE 6 STP




SHEET 240x240 mm
 (AREA 0,0576m²)

6STP 29x146
 TR1/2DOT 25x25

JOINT 2,0 (mm)



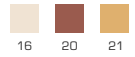
WEAVE 5 STP





SHEET 216x216 mm
 (AREA 0,0466m²)

5STP 21x137
 DOT 29x29 (3D)

JOINT 4,0 (mm)



ALASKA



SHEET 300x346 mm

ANCHORAGE




SHEET 300x346 mm

6STP 29x146
 5STP 21x137

JOINT 4,0 (mm)

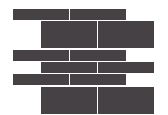


OSLO



SHEET 300x315 mm
 (AREA 0,0945m²)

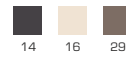
OSLO 1




SHEET 300x315 mm
 (AREA 0,0945m²)

71x146
 6STP 29x146

JOINT 4,0 (mm)




VANCOUVER




SHEET 395x204 mm
 (AREA 0,0806m²)

5STP 21x137

JOINT 3,0 (mm)



VALENCIA



SHEET 295x295 mm
 (AREA 0,0870m²)


64x64 (6D)
 DOT 29x29 (3D)

JOINT 3,0 (mm)



LOZENGES ON MESH

HOLLYWOOD




SHEET 284x305 mm
 (AREA 0,08662m²)

LOZENGE 96x44x52

JOINT 4,0 (mm)



SAN FRANCISCO




SHEET 284x305 mm
 (AREA 0,08662m²)

LOZENGE 96x44x52

JOINT 4,0 (mm)



SAN DIEGO




SHEET 284x305 mm
 (AREA 0,08662m²)

LOZENGE 96x44x52

JOINT 4,0 (mm)



SEATTLE




SHEET 284x305 mm
 (AREA 0,08662m²)

LOZENGE 96x44x52

JOINT 4,0 (mm)



PORTLAND



P-07

SHEET 284x305 mm
 (AREA 0,08662m²)




P-14

SHEET 284x305 mm
 (AREA 0,08662m²)


LOZENGE 96x44x52

JOINT 4,0 (mm)



P-15

SHEET 284x305 mm
 (AREA 0,08662m²)



P-16

SHEET 284x305 mm
 (AREA 0,08662m²)

LOZENGE 96x44x52

JOINT 4,0 (mm)





Meritori School, Espoo - Finland




Restaurant Nando's, Colchester - UK



Velskolan, Leirikeskus - Finland




World Food Restaurant, Heathrow Terminal 2 - UK



DAMAN
LOZ 50x100x57
SHEET 206x206 mm

HEX 10x10 *


14 16 20 21



DIU
LOZ 50x100x57
SHEET 206x206 mm


HEX 10x10 *

20 21




MALACA
HEX 10x10
HEX 10x10 *
1/2 HEX 115x50x57
LOZ 50x100x57
TR57EG
SHEET 309x309 mm

07 14 15 16




TIMOR
HEX 10x10
HEX 10x10 *
LOZ 50x100x57
TR57EG
SHEET 309x309 mm

14 16 21



MACAU
HEX 10x10
HEX 10x10 *
1/2 HEX 115x50x57
LOZ 50x100x57
SHEET 309x309 mm

11 14 16 20 21




GOA
LOZ 50x100x57
SHEET 206x206 mm

HEX 10x10 *

LOZ 50x100x57 *
* Supplied loose

07 14



PANJIM
LOZ 50x100x57
SHEET 206x206 mm

HEX 10x10 *

LOZ 50x100x57 *
* Supplied loose

20 21

* Hexagons 10x10 (100x115x57) are supplied loose (1 carton = 100 pieces = 0,92m2) with advisable laying joint of 3 mm.



Private Residence, Moscow - Russia



Aida Blu Cruiser Ships



Chocolate Café, Singer House, St. Petersburg - Russia



Grand Café Den Tegeleir - Belgium



The Liffey Restaurant, Minnesota - USA



The Thirsty Bull Pub, Tyrrelstown, Dublin - Ireland



Restaurant Vertigo, Nyack, New York - USA



Irish Pub Durty Nelly's, Halifax - Canada



Mirka headquarters, Jepua, Finland



Private Residence - UK



Private Residence - Poland



Private Residence - Australia



Diebels, Wuppertal - Germany



Brasserie Coup D'État, Paris - France



The Penny Hill Lounge, Dublin - Ireland



Cafeteria El Principal, La Coruña - Spain



Bistrot Quai - France





Singer House, St. Petersburg - Russia



Google headquarters - Singapore



Latvijas Banka - Latvia



Private Residence - UK



TopCer's Factory, Oia - Portugal



Restaurant, Warsaw - Poland



Hotel Narendra Bhawam, Bikaner, Rajasthan - India



Alex Restaurant at Bank, Gutersloh - Germany



Alex Restaurant, Frankfurt - Germany



Restaurant Pescarus, Bucharest - Romania



Fruehauf shop - Germany



Alex Restaurant, Frankfurt - Germany



Private residence, Kazan - Russia



Alex Restaurant, Karlsruhe - Germany



School, Antwerpen - Belgium



Oliver Gold Smith (The Trinity Arch Hotel) - Ireland



Restaurant Midi, Reims - France



Hotel Mansionhaus - Goa



Private residence - Holland



Saku Gastro Restaurant, Tallinn - Estonia



Private residence, St. Petersburg - Russia



Coffee Shop, Algarve - Portugal



Brasserie La Bombe, Paris - France



Private Residence, Moscow - Russia



Private Residence, Moscow - Russia



Private Residence, Moscow - Russia



Private Residence, St. Petersburg - Russia



Private Residence, Moscow - Russia



Private Residence, Moscow - Russia



Irkutsk



Rostov-on-Don



St. Petersburg



Ukhta



Nichnekamsk




Samara

CONTEMPORANEOUS SERIES



Cabrillo Boulevard, Santa Barbara, CA - USA



Indústria de Cerâmica, S.A.

www.topcer.com

EXPORT OFFICE:

Largo da Estação, 8 - 2º Fte - 2750-340 Cascais • Portugal
Tel. +351 214 844 788/9 - Fax +351 214 841 091
Email: LX@topcer.com

FACTORY:

Rua do Monte Grande 10,
Zona Industrial de OIã - 3770-068 OIã • Portugal
Tel. +351 234 722 395 - Fax +351 234 722 397
Email: av@topcer.com

